

Please accept my humble obeisances. All glories to Srila Prabhupada!

I hope and pray that everyone has a Krsna conscious new year. In November, in the Large Temple category, Mayapur was way ahead of every temple worldwide, with 173,779 book points, a 43% increase. Our ISKCON world headquarters is leading the way in Lord Caitanya's sankirtan movement.

In the Medium Temple category, Mexico City had the highest increase, 455%, with 5,715 book points. I distribute a good number of books to Mexicans, as I stay in San Diego, in southern California. They're very nice people, so I can see why the temple Mexico City is doing well.

In the Small Temple category, six of the top ten temples are in Russia, led by Moscow Goloka Dhama with 13,321 book points. The Russian devotees are fired up about book distribution to save the conditioned souls.

Among the Maha-Small temples, Kishinev, Ukraine was No. 1, with 1,539 book points. The Ukrainian devotees are grateful to all of the devotees worldwide who now help their temples. Knowing that they are part of a kind international society of devotees, some of the devotees are inspired to distribute books, I'm sure.

Your servant,  
Vijaya Dasa  
iskconbookdistribution.com

For the latest results and to send in your scores go to WSNmobile.com.  
Now with instant results, heat maps and ghost temples!

WORLD	WORLD	SANKIR	NEWS	LETTER
WWW	WWW	SSS TAN	NEWS	NEW
WWW	WWW	SSS SSS	NEWSLE	NEW
WWW WWW WWW		SSSS	NEW NEWS	NEW
WWW WORLD WWW		SANKIR	NEW NEWS	NEW
WORLD WORLD		SSS TAN	NEW	LETTER
WWW WWW		SAN SSS	NEW	NEWSL
WW WW		KIRTAN	NEWSL	ETTER

\*\*\*\*\*  
W O R L D S A N K I R T A N N E W S L E T T E R  
\*\*\*\*\*

November 2022 12/31/2022

For the pleasure of Srila Prabhupada this page contains the following results for the month of November 2022.

World Totals	Page 2
Monthly Congregation and Weekend Warriors	Page 2
Monthly Continents	Page 3
Monthly Arabic Temple Distribution	Page 3
Monthly Top Ten Temples by Size	Page 3
Monthly Top Ten Temples by Continent	Page 4
Monthly Top Teams and Individuals	Page 5
Monthly Arabic Individual Distributors	Page 5
Monthly All Countries	Page 6
Monthly All Temples	Page 7
Monthly All Prabhupada Diksa Disciples	Page 8
Cumulative Top Ten Countries	Page 9
Cumulative Top Ten Temples	Page 9
Cumulative Top 50 Individuals Worldwide	Page 9

All glories to your service,  
Your servant, Mayapur Sasi dasa

\*\*\*\* Page 2 \*\*\*\*

#### 189 Worldwide Temples - Book Points for November, 2022

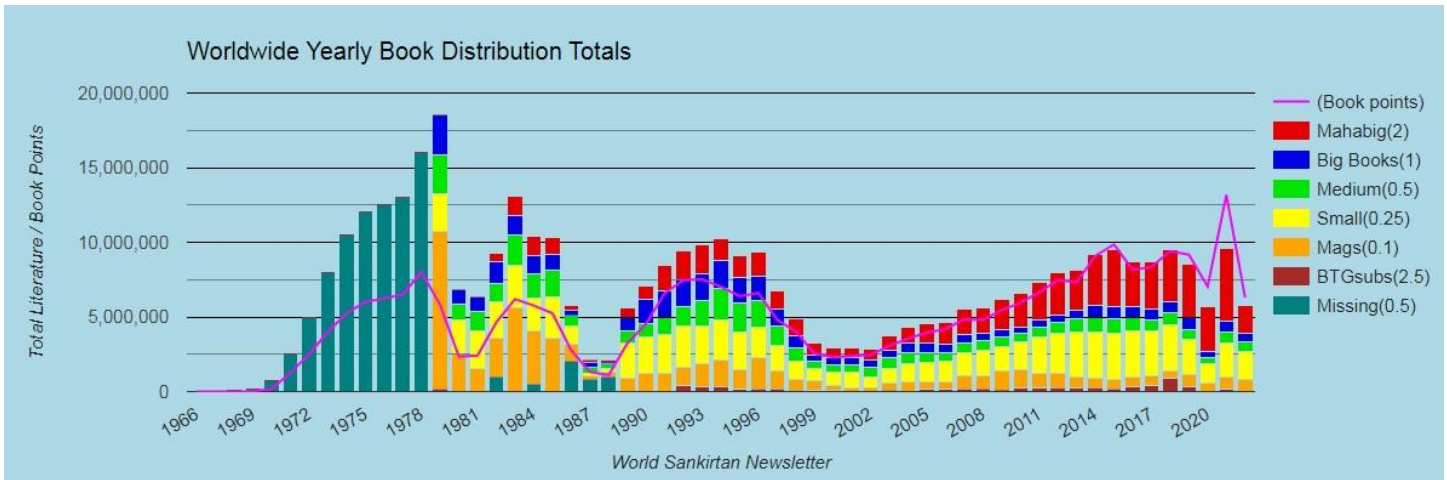


Click/hover on markers to see details (Filter on continent/country to see comparison to last year)

```

* * * * *
*           -- OFFERING TO SRILA PRABHUPADA --
*
*   During the month of November 2022, 189 temples reported
*   distributing the following number of books:
*
*           215,217 Maha-big books
*           81,058 Big books
*           94,827 Medium books
*           213,259 Small books
*           51,240 Magazines
*             5 BTG subscriptions
*           2,758 Full sets
*
*           655,631 literatures for the month
*           5,796,408 literatures year-to-date
*           578,921,219 literatures worldwide since 1965
*
*           All glories to Srila Prabhupada!
* * * * *

```



WORLDWIDE BOOK DISTRIBUTION  
Total Literatures Distributed

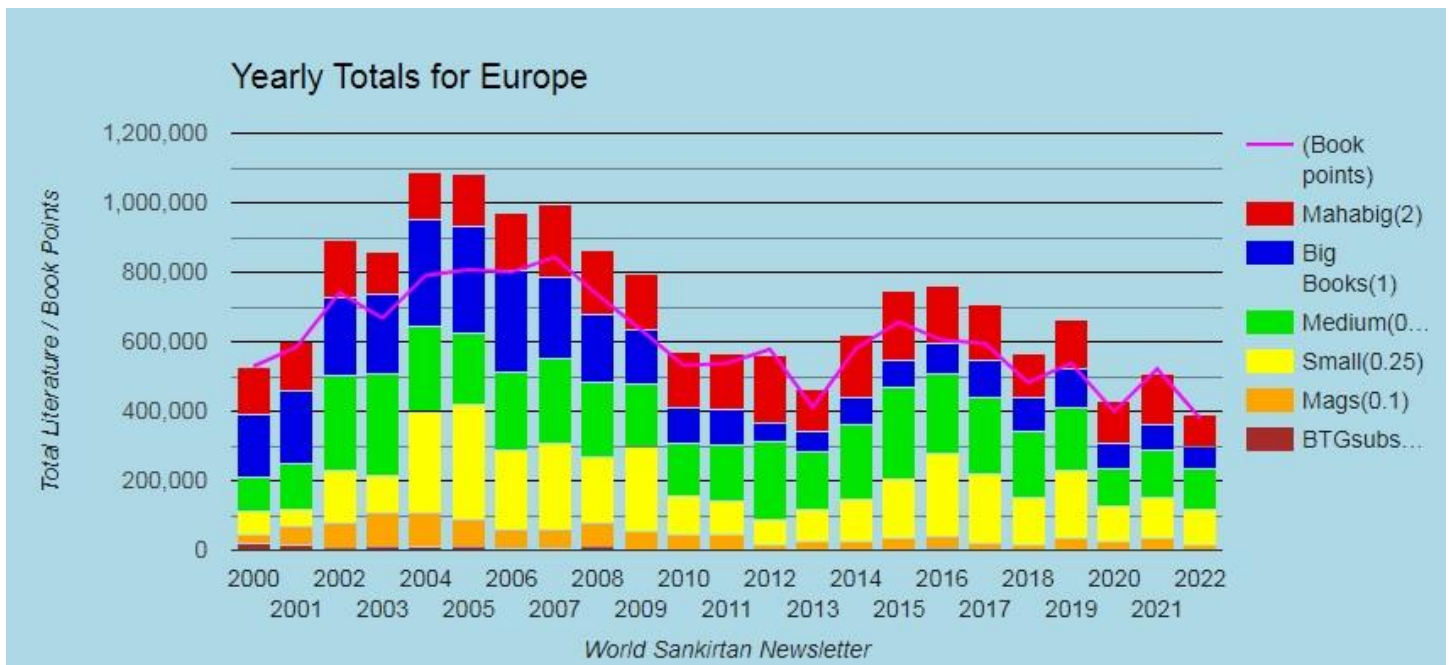
World Sankirtan Newsletter  
CONGREGATIONAL PREACHING  
November 2022

Congregation and Weekend Warriors		% Points	M-Big Change	Big Books	Medium Books	Small Books	BTGs Mags
1 WW Team ISV Week Sil USA	76250.25	+478%	26230*	9533*	5921	403	0
2 Nama Hatta Dept May Ind	45575.00	+128%	17974	245	3104	7848	0
3 Brampton SD Bra Can	2010.75	na	999	0	4	43	0
4 WW Dallas Dal USA	150.50	-79%	65	15	6	10	0

(\*)Change compared to monthly average      (\*)New record for this year

World Sankirtan Newsletter  
MONTHLY CONTINENTS  
November 2022

Continent (temples)	Points	% of World	M-Big Books	Big Books	Medium Books	Small Books	BTGs Mags	Full Sets
1 Asia (31)	378878.75	54%	122825	27987	36897	79523	41860	2174
2 North America (19)	125385.15	18%	42593	17391	11989	15288	2024	355
3 CIS (61)	123006.75	18%	34559	12624	30943	89781	0	115
4 Europe (49)	32775.55	5%	7520	5927	11241	12483	4453	46
5 Latin America (16)	20010.30	3%	716	15377	1422	8262	2808	8
6 Australasia (5)	18571.25	3%	6757	933	2298	4811	85	50
7 Africa (9)	2473.25	0%	247	819	37	3111	40	10

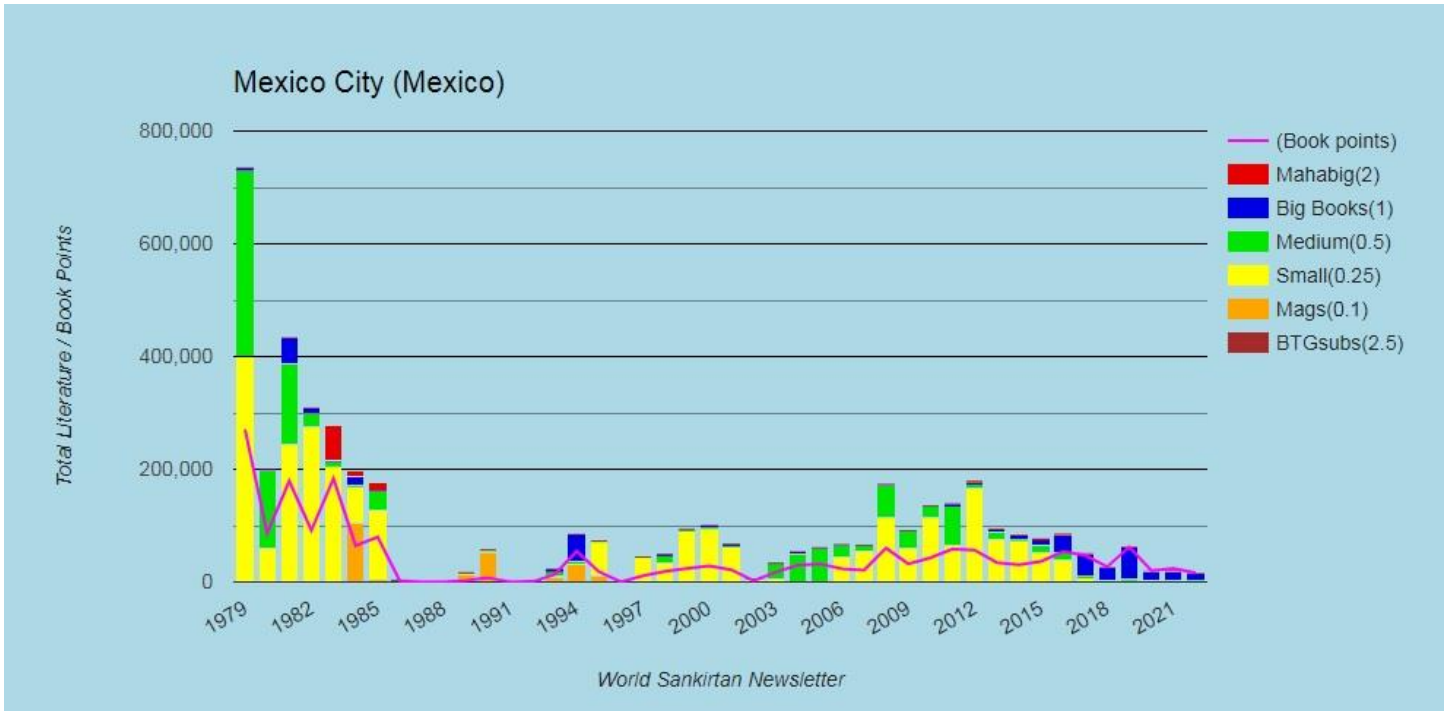


World Sankirtan Newsletter  
ARABIC BOOK DISTRIBUTION BY TEMPLE  
November 2022

Special Promotion Arabic Mahabig 6 pts each, Arabic Small 3 pts each

Temples (size)	Points	Arabic M-Big	Arab Big	Arabic Medium	Arab Small	Arab Mags
1 Nancy (S)	Fra 612.00	15	0	0	174	0
2 New Mayapur (M)	Fra 213.00	2	0	0	67	0
3 Genova (MS)	Ita 111.00	0	0	0	37	0
4 Los Angeles (L)	USA 93.00	6	0	0	19	0

5	Simhachalam (M)	Ger	69.00	8	0	0	7	0
6	London-Soho (M)	Eng	48.00	0	0	0	16	0
7	RupanugaVedicColle	USA	48.00	2	0	0	12	0
8	Paris Yoga Lyrics	Fra	33.00	0	0	0	11	0
9	Cologne (Gauradesh)	Ger	12.00	2	0	0	0	0



World Sankirtan Newsletter  
TOP TEN TEMPLES BY SIZE  
November 2022

			%	M-Big	Big	Medium	Small	BTGs	Full
		Points	Change	Books	Books	Books	Books	Mags	Sets
TOP TEN LARGE TEMPLES (41+ devotees)									
1	Mayapur	Ind172779.50	+43%	64505	2122	14266	30290	23000*	918
2	Silicon Valley (ISV)	USA 76250.25*	+314%	26230*	9533*	5921	403	0	312
3	Vrindavan	Ind 45438.25*	+96%	2610	21922*	17701	16903	0	244
4	Los Angeles	USA 18596.75	+16%	5909	3342	3402	4598	1500	10
5	Kolkata	Ind 14908.75	na	7233	155	162	827	0	0
6	Mumbai-Kharghar	Ind 9016.50	+149%	4296	0	15	660	0	7
7	Moscow	Rus 8786.00*	+262%	3010*	698	683	4530	0	18
8	St. Petersburg	Rus 6958.50*	+151%	2116*	990*	897*	4144*	0	9
9	Mumbai-Juhu	Ind 6516.75	-86%	1415	124	475	6173	0	55
10	Melbourne	Aus 6316.00*	+174%	2461*	108	113	310	0	33

TOP TEN MEDIUM TEMPLES (21-40 devotees)

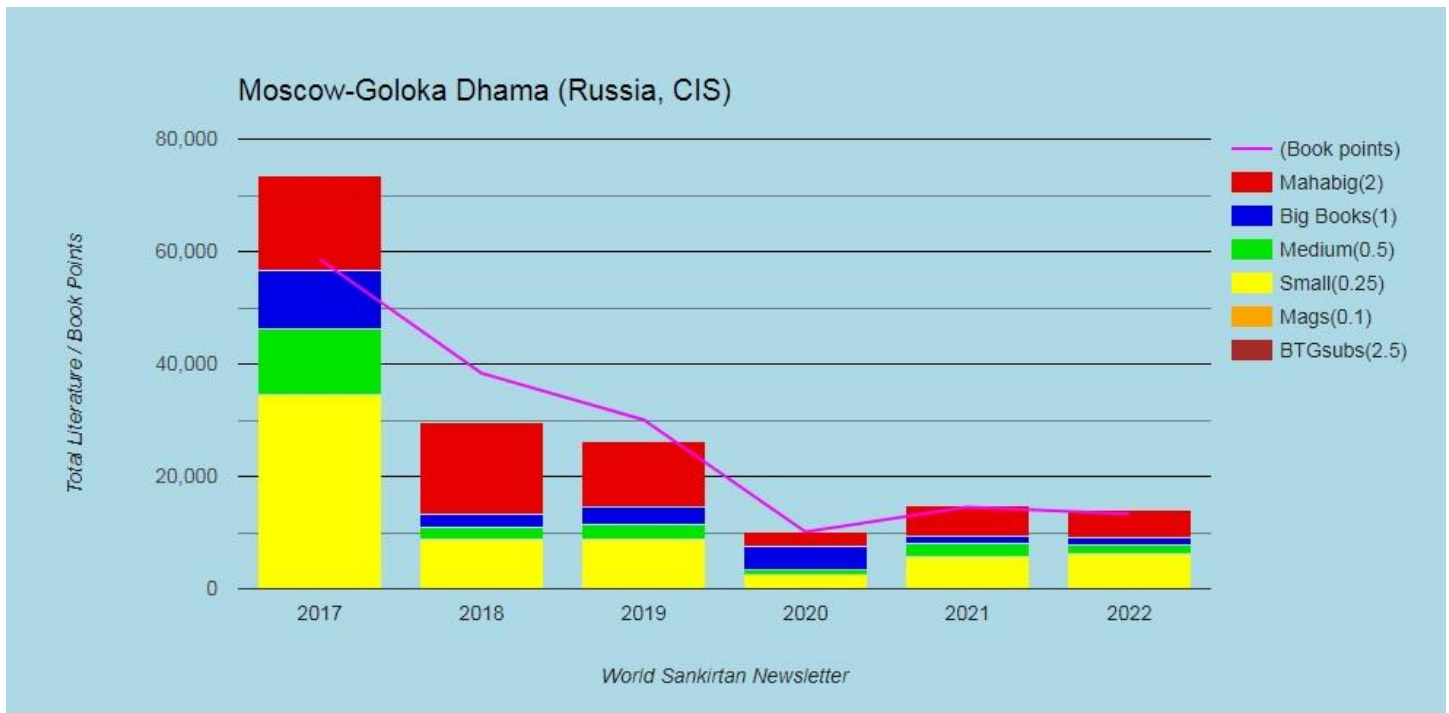
1	Bhopal	Ind	8539.00*+414%	3477*	80*	163*	726	0	36
2	Mexico City	Mex	5715.00*+455%	45	5305*	0	1280*	0	0
3	New Mayapur	Fra	3267.95 +66%	957	20	231	768	62	23
4	Buenos Aires	Arg	3181.25 -10%	298	2098	323	943	0	5
5	San Diego	USA	3149.50 -9%	921	717	566	1086	0	1
6	Sydney-North	Aus	2973.25 -46%	1214	181	393	205	85	3
7	London-Soho	Eng	2566.00 -21%	642	194	1871	434	0	0
8	Samara	Rus	2476.75 na	823	267	304	1647	0	0
9	Vladivostok	Rus	2441.50 na	722	184	228	1646	0	9
10	Kolkata Newtown	Ind	2407.25*+186%	1125*	0	48*	101	0	3

TOP TEN SMALL TEMPLES (6-20 devotees)

1	Chattagram-Nandanc	Ban	77129.50* +68%	22199*	1703*	2858*	11962*	1850	815
2	Moscow-Goloka Dham	Rus	13321.50 na	4845	1273	1622	6190	0	0
3	Moscow-Gita Nagari	Rus	12134.25 +135%	3722	857	1028	7661*	0	50
4	Surat	Ind	11424.75 +4%	4775	10	476	1035	0	40
5	Kurmagram	Ind	10260.00*+294%	5130*	0	0	0	0	0
6	Krasnodar	Rus	9756.00*+985%	2503*	2380*	1644*	4824*	0	12
7	Essentuki	Rus	9106.00 na	2173	1065	1518	11744	0	0
8	Laguna Beach	USA	7709.10*+999%	3295*	70	207*	1888	56	13
9	Novorosiysk	Rus	6883.00 na	1612	1094	2232	5508	0	2
10	Moscow-Nagornaya	Rus	6638.50*+624%	2050*	0	3120	3914	0	0

TOP TEN MAHA-SMALL TEMPLES (1-5 devotees)

1	Kishinev	Ukr	1539.00*+384%	251*	0	1953*	242*	0	0
2	Baltimore	USA	1440.00*+193%	720*	0	0	0	0	0
3	Reunion Island	Fra	1069.75*+936%	296*	0	63*	57	0	12
4	Porto Alegre	Bra	1040.50 +19%	105*	545	2	686*	1130	0
5	Genova	Ita	774.00 +13%	102	0	918	37	0	0
6	Nuernberg	Ger	575.50 +134%	199	108*	93	92	0	0
7	Saltillo	Mex	520.00* +85%	0	180*	500*	360*	0	0
8	Sofia	Bul	421.00 -79%	100	48	98	496	0	0
9	Bologna	Ita	334.00* +98%	144*	0	92*	0	0	0
10	Chernigov	Ukr	98.00 -33%	49	0	0	0	0	0



World Sankirtan Newsletter  
 TOP TEN TEMPLES BY CONTINENT  
 November 2022

			% Points Change	M-Big Books	Big Books	Medium Books	Small Books	BTGs Mags	Full Sets	
TOP TEN TEMPLES - ASIA										
1	Mayapur	Ind	172779.50	+57%	64505	2122	14266	30290	23000	918
2	Chattagram-Nandanc	Ban	77129.50	+235%	22199	1703	2858	11962	1850	815
3	Vrindavan	Ind	45438.25	+120%	2610	21922	17701	16903	0	244
4	Kolkata	Ind	14908.75	na	7233	155	162	827	0	0
5	Surat	Ind	11424.75	+15%	4775	10	476	1035	0	40
6	Kurmagram	Ind	10260.00	+492%	5130	0	0	0	0	0
7	Mumbai-Kharghar	Ind	9016.50	+177%	4296	0	15	660	0	7
8	Bhopal	Ind	8539.00	+478%	3477	80	163	726	0	36
9	Mumbai-Juhu	Ind	6516.75	-85%	1415	124	475	6173	0	55
10	Trivandrum	Ind	5033.00	+304%	1892	27	117	478	0	33



## TOP TEN TEMPLES - NORTH AMERICA

1	Silicon Valley	(ISV USA	76250.25	+360%	26230	9533	5921	403	0	312
2	Los Angeles	USA	18596.75	+28%	5909	3342	3402	4598	1500	10
3	Laguna Beach	USA	7709.10	+999%	3295	70	207	1888	56	13
4	San Diego	USA	3149.50	0%	921	717	566	1086	0	1
5	RupanugaVedicColle	USA	3038.85	+86%	786	1033	213	1145	1	0
6	Alachua	USA	2721.50	+37%	840	425	600	800	85	3
7	Atlanta	USA	2363.25	+107%	821	217	267	187	0	10
8	Montreal	Can	2335.75	+84%	617	818	45	685	0	3
9	Ypsilanti	USA	2187.50	-54%	543	839	32	986	0	0
10	Brampton	Can	2010.75	+209%	999	0	4	43	0	0

## TOP TEN TEMPLES - CIS

1	Moscow-Goloka Dham	Rus	13321.50	na	4845	1273	1622	6190	0	0
2	Moscow-Gita Nagari	Rus	12134.25	+235%	3722	857	1028	7661	0	50
3	Krasnodar	Rus	9756.00	+999%	2503	2380	1644	4824	0	12
4	Essentuki	Rus	9106.00	na	2173	1065	1518	11744	0	0
5	Moscow	Rus	8786.00	+625%	3010	698	683	4530	0	18
6	St. Petersburg	Rus	6958.50	+245%	2116	990	897	4144	0	9
7	Novorosiysk	Rus	6883.00	na	1612	1094	2232	5508	0	2
8	Moscow-Nagornaya	Rus	6638.50	+999%	2050	0	3120	3914	0	0
9	Berdsk	Rus	4766.75	+287%	236	494	6029	3145	0	0
10	Moscow-Bhaktivedan	Rus	4194.25	na	1381	91	1554	2257	0	0

## TOP TEN TEMPLES - EUROPE

1	New Mayapur	Fra	3267.95	+82%	957	20	231	768	62	23
2	New Vrajadham-Hung	Hun	3228.55	+999%	827	10	1341	2511	2663	0
3	Budapest	Hun	2966.05	+181%	934	581	114	1253	1468	0
4	London-Soho	Eng	2566.00	-13%	642	194	1871	434	0	0
5	Simhachalam	Ger	1954.75	+145%	312	459	942	1398	0	0
6	Prabhupada Bhavan-	Cze	1915.75	+16%	222	1358	0	311	0	1
7	Munich	Ger	1729.75	+272%	585	477	56	75	0	1
8	Prague	Cze	1194.25	+29%	32	1100	0	121	0	0
9	Sankirtan Dham TST	Ita	1086.00	-71%	357	0	744	0	0	0
10	Reunion Island	Fra	1069.75	+999%	296	0	63	57	0	12

## TOP TEN TEMPLES - LATIN AMERICA

1	Mexico City	Mex	5715.00	+511%	45	5305	0	1280	0	0
2	Cueramaro	Mex	4532.75	+149%	47	3818	507	1469	0	0
3	Buenos Aires	Arg	3181.25	-1%	298	2098	323	943	0	5
4	Guadalajara	Mex	2036.00	+406%	3	2030	0	0	0	0
5	Porto Alegre	Bra	1040.50	+31%	105	545	2	686	1130	0
6	Curitiba	Bra	854.20	+79%	41	255	7	1780	687	0
7	Itajai	Bra	754.75	+30%	100	347	0	567	660	0
8	Saltillo	Mex	520.00	+122%	0	180	500	360	0	0
9	Florianopolis	Bra	502.60	-31%	15	211	0	914	331	0
10	Sao Paulo	Bra	495.00	+130%	0	495	0	0	0	0



TOP TEN TEMPLES - AUSTRALASIA

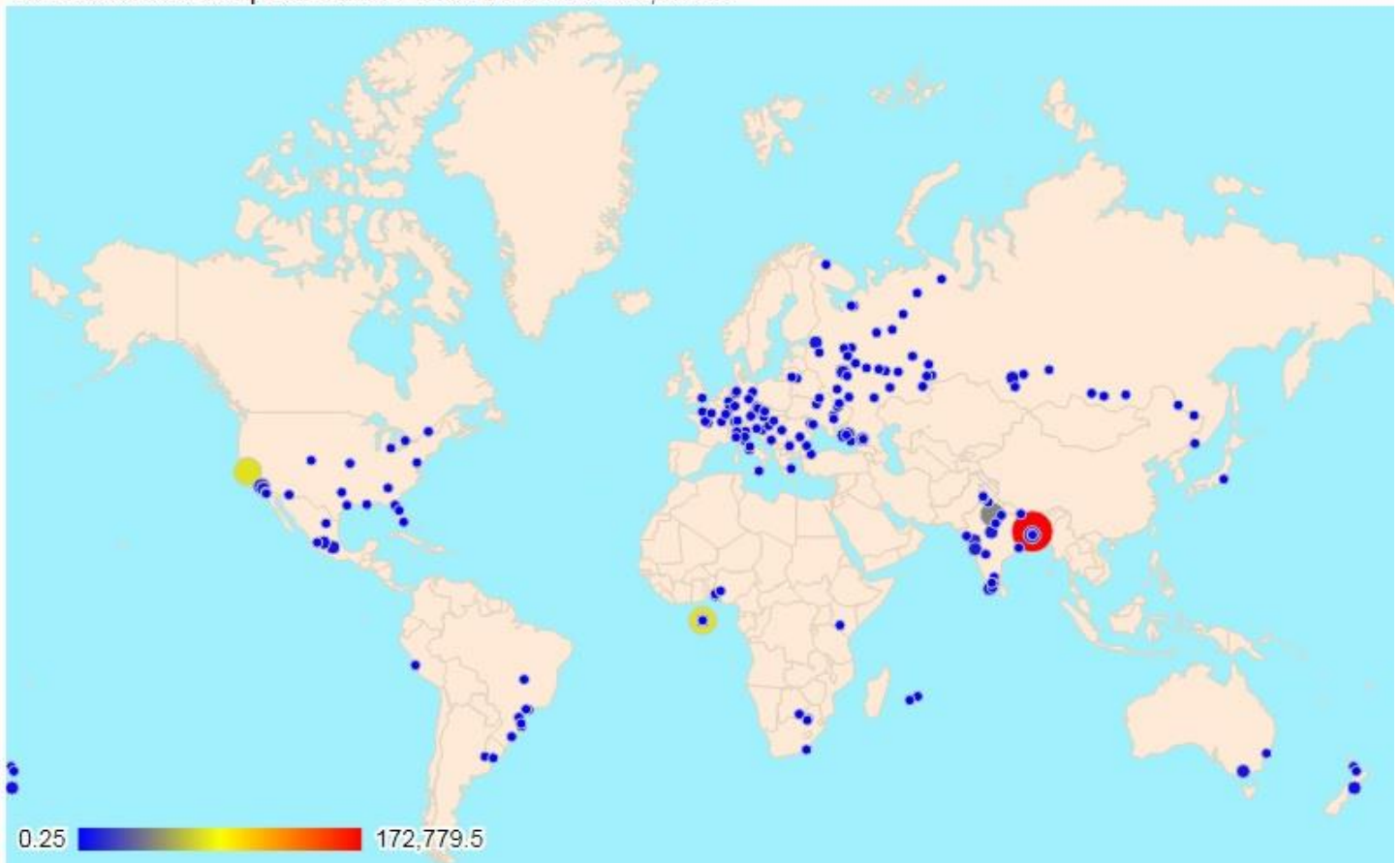
1	Melbourne	Aus	6316.00	+202%	2461	108	113	310	0	33
2	Wellington	New	4960.50	+386%	1573	225	1180	2990	0	7
3	Auckland Loft	New	4139.50	+112%	1426	416	600	1278	0	7
4	Sydney-North	Aus	2973.25	-39%	1214	181	393	205	85	3
5	Hamilton	New	182.00	+147%	83	3	12	28	0	0

TOP TEN TEMPLES - AFRICA

1	Bon Accueil	Mau	1073.25	+57%	0	567	7	2011	0	0
2	Gaborone	Bot	741.50	+999%	181	0	0	78	0	10
3	Nairobi	Ken	244.50	-32%	30	105	5	304	10	0
4	Lagos	Nig	170.75	+893%	4	122	0	163	0	0
5	Sango Ota	Nig	166.50	-21%	7	10	25	520	0	0
6	Abeokuta	Nig	31.00	na	4	15	0	20	30	0
7	Pretoria	Sou	26.00	-23%	13	0	0	0	0	0
8	East London (SA)	Sou	16.00	+87%	8	0	0	0	0	0
9	Sandton	Sou	3.75	-99%	0	0	0	15	0	0

\*\*\*\* Page 5 \*\*\*\*

189 Worldwide Temples - Book Points for November, 2022



World Sankirtan Newsletter  
SPECIAL TEAMS, SPONSORED BOOKS ETC  
November 2022

Individuals			Points	% Change	M-Big Books	Big Books	Medium Books	Small Books	BTGs Mags	Full Sets
1	HH Bhakti Vijay	May Ind	6515.00	-29%	2103	9	1568	2392	0	39
2	HH Jayapataka Sw	May Ind	6383.25	-72%	2077	6	1584	4285	0	13
				(%)Change compared to monthly average					(* )New record for this year	



Dayanidhi prabhu, Reunion Island (France)

World Sankirtan Newsletter  
TOP 50 INDIVIDUALS  
November 2022

Individuals			Points	% Change	M-Big Books	Big Books	Medium Books	Small Books	BTGs Mags	Full Sets
1	Balai Vrajaraja	May Ind	8020.50	*+257%	3167*	90	380	1090	0	40
2	Ratnanga Achyuta	May Ind	7836.00	na	3140	40	300	1000	0	36
3	Ananta Acharya d	May Ind	6513.00	*+104%	2275*	6	1568	2388	0	31
4	Tusta Ram d	May Ind	6262.00	* +93%	2107	11	15	54	0	57

5	Amiya Vilas d	May	Ind	5956.00	-9%	2429	0	0	0	0	33
6	Jayananda d	May	Ind	5116.00*	+565%	1554*	0	50	300*	0	61
7	Patit Uddhar Gov	May	Ind	5032.00*	+122%	2432*	0	20	200*	0	3
8	Vinoyananda d	May	Ind	5000.00*	+47%	2500*	0	0	0	0	0
9	Rasesvar Krishna	May	Ind	4937.00*	+82%	1963*	0	0	300*	0	37
10	Bimal Madhava d	May	Ind	4795.00*	+361%	1374	40	0	36	0	110
11	Rukmini Vallava	May	Ind	4362.00*	+313%	1573*	100*	400*	1000*	0	26
12	Subal Gour d	May	Ind	4289.00	+147%	1798	14	0	52	0	32
13	Bhaktiman Gadadh	May	Ind	3578.00*	+164%	1531*	39	0	36	0	17
14	Dhritihari d	May	Ind	3534.25*	+452%	1608*	0	33*	55*	0	12
15	Abhimanyu Suta d	Atl	USA	2949.00	+28%	916	894	446	0	0	0
16	Gopal Balak d	May	Ind	2922.75*	+80%	1246*	6	160*	443*	0	8
17	Kamalapati d	May	Ind	2913.00*	+90%	858*	171	0	1152*	0	36
18	Dwibhuj Gopal d	May	Ind	2905.50	+71%	1107*	6	500	806	0	11
19	Bhrgupati d	LA	USA	2560.50	-33%	977	475	192	142	0	0
20	Prematma Gourang	May	Ind	2377.25	+110%	985	6	10	217*	0	19
21	Matsya d	Atl	USA	2374.50	+23%	641	874	437	0	0	0
22	Sabda Brahma d	May	Ind	2345.00	+37%	740	183	628	248	0	10
23	Revati dd	Mos	Rus	2333.50*	+118%	857*	12	84	102	0	16
24	Radha Krsna d	Mum	Ind	2269.75	+1%	559	91	163	317	0	26
25	Shyam Bihari d	Mum	Ind	2260.00	na	1130	0	0	0	0	0
26	Paramesvara d	Yps	USA	2187.50	-58%	543	839	32	986	0	0
27	Lekhasravanti dd	Atl	USA	1930.75	+151%	504	738*	369*	1	0	0
28	Sura d	Mum	Ind	1924.00	na	926	0	0	0	0	2
29	Bhakta Avatar d	Rup	USA	1906.50*	+136%	503*	630*	24	886*	0	0
30	Banamali Mukunda	May	Ind	1873.00	+9%	635	236	619	230	0	0
31	Ameyatma d	Kra	Rus	1806.75*	+376%	599*	183*	283*	849*	0	3
32	Narahari d	May	Ind	1744.50	-11%	682	0	17	48	0	18
33	Yoga Nrisimha d	May	Ind	1730.00	+9%	430	257	816	676	0	2
34	Ananda Kirtan d	LA	USA	1601.00	-45%	575	284	71	488	0	0
35	Prema Sankirtan	LA	USA	1574.75	-31%	406	307	744	112	0	0
36	Bn Emon	Atl	USA	1516.25*	+375%	438*	512*	256*	1	0	0
37	Bk Trace	Atl	USA	1477.75*	+336%	442*	473*	236*	11	0	0
38	Sadhu Sevak d	May	Ind	1429.50	+5%	550	0	0	22	0	14
39	Dhira Lalita d	LA	USA	1424.00	-3%	294	383	864	84	0	0
40	Bhagavat Ashraya	Mum	Ind	1410.25	-57%	64	15	285*	3995*	0	7
41	Prema Bhaktiprak	May	Ind	1403.00	+40%	350	129	726	700	0	1
42	Vijaya d	SD	USA	1352.00	-3%	519	277	2	0	0	1
43	Avadhuta Chandra	Atl	USA	1317.75	+21%	371	457	227	21	0	0
44	Purnananda d	May	Ind	1286.00	+56%	572	7	0	36	0	5
45	Paramatma Krsna	Mun	Ger	1258.75	+181%	410*	411	35	41	0	0
46	Bk Nalley	Atl	USA	1221.00*	+24%	311*	479*	240*	0	0	0
47	Dvija Pitambar d	Mel	Aus	1195.00*	+795%	579*	1	0	0	0	1
48	Advaita d	Kra	Rus	1193.50*	+376%	383*	178*	141*	356*	0	3
49	Susadhu Sukdev d	May	Ind	1163.00*	+135%	467*	0	300*	100*	0	2
50	Samaveda d	Mum	Ind	1110.00	na	555	0	0	0	0	0

(%)Change compared  
to monthly average

(\*)New record  
for this year

## World Sankirtan Newsletter

## ARABIC BOOK DISTRIBUTORS

November 2022

Special Promotion Arabic Mahabig books 6 pts, Arabic Small books 3 pts

Individuals		Points	Arabic M-Big	Arab Big	Arabic Medium	Arabic Small	Arab Mags
1 Bn Alison	Nan Fra	576.00*	15	0	0	162	0
2 Ekanath d	New Fra	96.00	1	0	0	30	0
3 Prema Sankirtan	LA USA	69.00	5	0	0	13	0
4 Rasananda Sankir	New Fra	63.00	1	0	0	19	0
5 Bhakta Avatar d	Rup USA	42.00	1	0	0	12	0
6 Munindra Gana d	Sim Ger	36.00	6	0	0	0	0
7 Bk Jad	Nan Fra	36.00	0	0	0	12	0
8 Dayal Nitai d	New Fra	30.00	0	0	0	10	0
9 Jivaprana d	Par Fra	30.00	0	0	0	10	0
10 Ananda Kirtan d	LA USA	12.00	1	0	0	2	0
11 Lilamrita dd	Col Ger	12.00	2	0	0	0	0
12 Vedasara d	Sim Ger	12.00	2	0	0	0	0
13 HH Janananda Gos	New Fra	9.00	0	0	0	3	0
14 Sacitanoy d	LA USA	6.00	0	0	0	2	0
15 Suvarna Bindu d	LA USA	6.00	0	0	0	2	0
16 Bk David	RVC USA	6.00	1	0	0	0	0

\*\*\*\* Page 6 \*\*\*\*

## World Sankirtan Newsletter

## ALL COUNTRIES

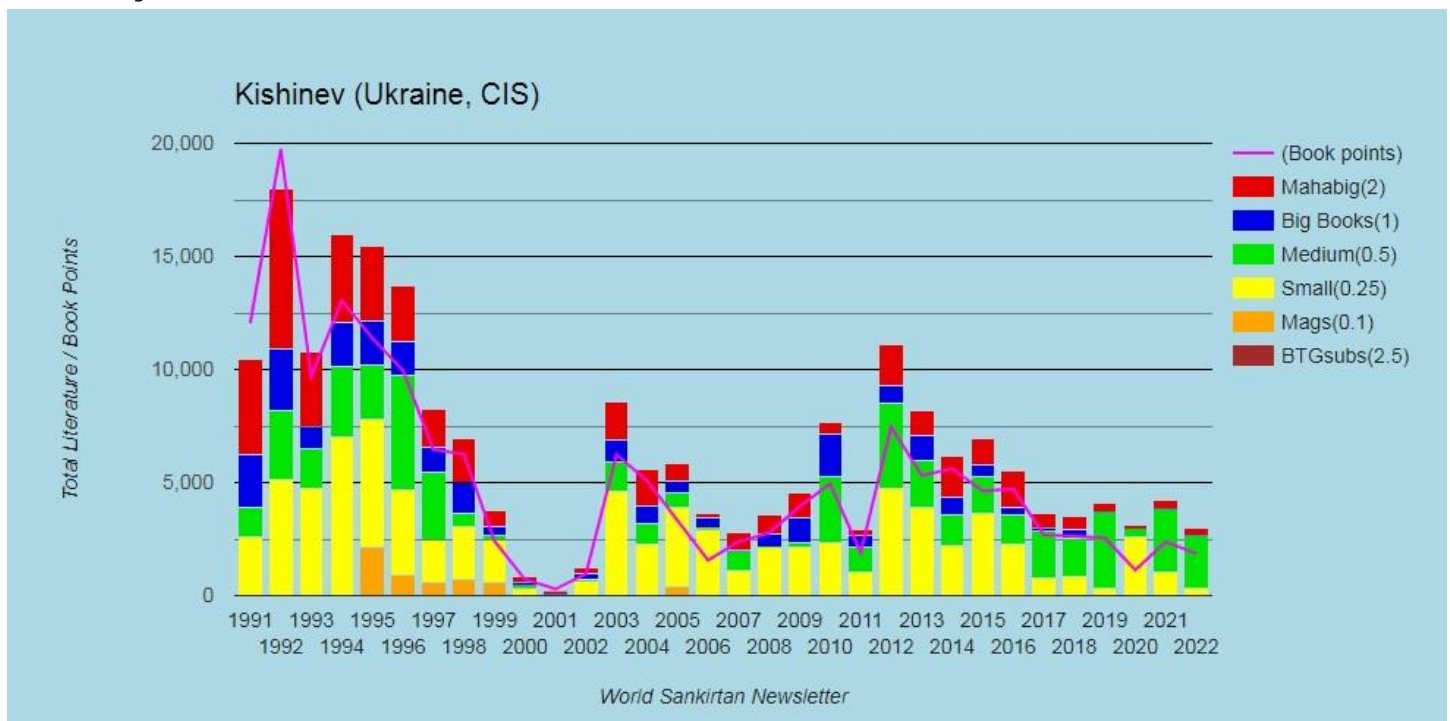
November 2022

Country (Temples)	Points	% Change	M-Big Books	Big Books	Medium Books	Small Books	BTGs Mags	Full Sets
1 India (28)	301105.75	-48%	100378	26259	33969	67211	40010	1359
2 United States (16)	121038.65	+25%	40977	16573	11940	14560	2024	352
3 Bangladesh	77129.50	+2%	22199	1703	2858	11962	1850	815
4 Mexico (5)	12977.75	+226%	133	11413	1007	3109	0	1
5 Australia (2)	9289.25	+466%	3675	289	506	515	85	36
6 New Zealand (3)	9282.00	+36%	3082	644	1792	4296	0	14
7 Russia, CIS (12)	9018.50	-65%	2340	210	207	2708	0	115
8 Ukraine, CIS (7)	8189.25	+451%	2627	482	3010	3793	0	0
9 GermanyAustria (14)	6369.50	-28%	1520	1529	2120	2293	0	3
10 Hungary (2)	6194.60	+1%	1761	591	1455	3764	4131	0

11	France (8)	5884.35	+142%	1531	20	463	1215	301	41
12	Italy (8)	4643.00	+38%	1096	0	4680	37	0	0
13	Canada (2)	4346.50	-30%	1616	818	49	728	0	3
14	Brazil (8)	3667.80	+44%	264	1866	10	3952	2808	0
15	Czech Republic (3)	3205.50	-16%	258	2543	0	442	0	1
16	Argentina	3181.25	+41%	298	2098	323	943	0	5
17	United Kingdom	2566.00	-38%	642	194	1871	434	0	0
18	Mauritius	1073.25	+463%	0	567	7	2011	0	0
19	Bulgaria (2)	1000.50	-33%	259	182	118	966	0	0
20	Croatia	936.00	na	69	364	108	1512	20	0
21	Switzerland	869.00	-52%	194	347	235	66	0	0
22	Botswana	741.50	na	181	0	0	78	0	10
23	Slovenia	556.75	+18%	30	126	131	1221	0	0
24	Nepal	492.00	na	216	0	0	240	0	0
25	Nigeria (3)	368.25	na	15	147	25	703	30	0
26	Lithuania (2)	252.25	-62%	93	21	0	37	0	1
27	Kenya	244.50	na	30	105	5	304	10	0
28	Peru	181.00	-85%	21	0	80	252	0	2
29	Japan	151.50	-89%	32	25	70	110	0	0
30	Romania (2)	55.75	-67%	11	1	0	131	0	0
31	Turkey	54.60	-79%	12	9	31	24	1	0
32	Greece	50.50	na	18	0	29	0	0	0
33	South Africa (3)	45.75	-98%	21	0	0	15	0	0
34	Bosnia	40.25	-84%	0	0	0	161	0	0
35	Uruguay	2.50	-99%	0	0	2	6	0	0

(%) Change compared  
to Nov last year

\*\*\*\* Page 7 \*\*\*\*





## World Sankirtan Newsletter

ALL TEMPLES

November 2022

Temples (size)			% Points Change	M-Big Books	Big Books	Medium Books	Small Books	BTGs Mags	Full Sets
1 Mayapur (L)	Ind	172779.50	+43%	64505	2122	14266	30290	23000*	918
2 Chattagram-Nandanc	Ban	77129.50*	+68%	22199*	1703*	2858*	11962*	1850	815
3 Silicon Valley (ISV	USA	76250.25*	+314%	26230*	9533*	5921	403	0	312
4 Vrindavan (L)	Ind	45438.25*	+96%	2610	21922*	17701	16903	0	244
5 Los Angeles (L)	USA	18596.75	+16%	5909	3342	3402	4598	1500	10
6 Kolkata (L)	Ind	14908.75	na	7233	155	162	827	0	0
7 Moscow-Goloka Dham	Rus	13321.50	na	4845	1273	1622	6190	0	0
8 Moscow-Gita Nagari	Rus	12134.25	+135%	3722	857	1028	7661*	0	50
9 Surat (S)	Ind	11424.75	+4%	4775	10	476	1035	0	40
10 Kurmagram (S)	Ind	10260.00*	+294%	5130*	0	0	0	0	0
11 Krasnodar (S)	Rus	9756.00*	+985%	2503*	2380*	1644*	4824*	0	12
12 Essentuki (S)	Rus	9106.00	na	2173	1065	1518	11744	0	0
13 Mumbai-Kharghar (L	Ind	9016.50	+149%	4296	0	15	660	0	7
14 Moscow (L)	Rus	8786.00*	+262%	3010*	698	683	4530	0	18
15 Bhopal (M)	Ind	8539.00*	+414%	3477*	80*	163*	726	0	36
16 Laguna Beach (S)	USA	7709.10*	+999%	3295*	70	207*	1888	56	13
17 St. Petersburg (L)	Rus	6958.50*	+151%	2116*	990*	897*	4144*	0	9
18 Novorosiysk (S)	Rus	6883.00	na	1612	1094	2232	5508	0	2
19 Moscow-Nagornaya (	Rus	6638.50*	+624%	2050*	0	3120	3914	0	0
20 Mumbai-Juhu (L)	Ind	6516.75	-86%	1415	124	475	6173	0	55
21 Melbourne (L)	Aus	6316.00*	+174%	2461*	108	113	310	0	33
22 Mexico City (M)	Mex	5715.00*	+455%	45	5305*	0	1280*	0	0
23 Trivandrum (S)	Ind	5033.00*	+267%	1892*	27*	117*	478	0	33
24 Wellington (S)	New	4960.50	+337%	1573*	225	1180*	2990	0	7
25 Berdsk (S)	Rus	4766.75*	+181%	236*	494*	6029*	3145	0	0
26 Cuernavaca (S)	Mex	4532.75*	+127%	47	3818*	507	1469*	0	0
27 Moscow-Bhaktivedan	Rus	4194.25	na	1381	91	1554	2257	0	0
28 Auckland Loft (S)	New	4139.50	+91%	1426	416	600*	1278	0	7
29 Chelyabinsk (S)	Rus	3361.50*	+999%	780*	458*	588*	4198*	0	0
30 Sochi (S)	Rus	3307.25*	+230%	772*	217*	1671*	2843*	0	0
31 New Mayapur (M)	Fra	3267.95	+66%	957	20	231	768	62	23
32 New Vrajadham-Hung	Hun	3228.55*	+999%	827*	10	1341*	2511*	2663*	0
33 Buenos Aires (M)	Arg	3181.25	-10%	298	2098	323	943	0	5
34 San Diego (M)	USA	3149.50	-9%	921	717	566	1086	0	1
35 Krasnoyarsk (S)	Rus	3125.50	na	802	202	787	3704	0	0
36 RupanugaVedicColle	USA	3038.85	+69%	786	1033*	213	1145	1	0
37 Dnepropetrovsk (S)	Ukr	2990.50*	+999%	1126*	200	610*	934*	0	0
38 Sydney-North (M)	Aus	2973.25	-46%	1214	181	393	205	85	3
39 Budapest (L)	Hun	2966.05*	+155%	934*	581*	114	1253*	1468	0
40 Madurai (S)	Ind	2948.70*	+34%	801*	9	6	1944*	8487	0
41 Ufa New Vraja Mand	Rus	2867.75*	+629%	668*	320*	717*	2693*	0	5

42	Alachua (S)	USA	2721.50	+18%	840	425	600	800	85	3
43	London-Soho (M)	Eng	2566.00	-21%	642	194	1871	434	0	0
44	Samara (M)	Rus	2476.75	na	823	267	304	1647	0	0
45	Vladivostok (M)	Rus	2441.50	na	722	184	228	1646	0	9
46	Kolkata Newtown (M)	Ind	2407.25*	+186%	1125*	0	48*	101	0	3
47	Tirunelveli (S)	Ind	2363.50	+19%	673	21	36	1806*	4910	1
48	Atlanta (S)	USA	2363.25*	+88%	821*	217	267	187	0	10
49	Montreal (S)	Can	2335.75*	+47%	617*	818*	45	685	0	3
50	Saratov (S)	Rus	2322.75	na	520	362	537	2609	0	0
51	Ypsilanti (S)	USA	2187.50	-58%	543	839	32	986	0	0
52	Guadalajara (S)	Mex	2036.00*	+322%	3	2030*	0	0	0	0
53	Brampton (S)	Can	2010.75	+181%	999*	0	4	43	0	0
54	Simhachalam (M)	Ger	1954.75*	+123%	312*	459*	942*	1398*	0	0
55	Prabhupada Bhavan-	Cze	1915.75	+6%	222	1358	0	311	0	1
56	Solapur (S)	Ind	1915.00	na	20	1200	50	2600	0	0
57	Kharkov (S)	Ukr	1890.50	+44%	593	210	210	1558*	0	0
58	Perm (M)	Rus	1739.50	+8%	470	176	78	1762	0	8
59	Munich (S)	Ger	1729.75*	+238%	585*	477*	56	75	0	1
60	Kazan (S)	Rus	1648.75*	+108%	169*	207*	979*	2457*	0	0
61	Navsari (S)	Ind	1564.25*	+683%	718*	43	27*	113	18	2
62	Kiev (L)	Ukr	1553.75	-7%	571	72	187	985*	0	0
63	Kishinev (MS)	Ukr	1539.00*	+384%	251*	0	1953*	242*	0	0
64	Baltimore (MS)	USA	1440.00*	+193%	720*	0	0	0	0	0
65	Denver (M)	USA	1397.00*	+139%	235	146*	410*	2184*	300	0
66	Nizhny Novgorod (S)	Rus	1219.75	na	444	159	202	287	0	0
67	Prague (M)	Cze	1194.25	+17%	32	1100	0	121	0	0
68	Sankirtan Dham TST	Ita	1086.00	-74%	357	0	744	0	0	0
69	Bon Accueil (M)	Mau	1073.25	+41%	0	567	7	2011	0	0
70	Reunion Island (MS)	Fra	1069.75*	+936%	296*	0	63*	57	0	12
71	Nancy (S)	Fra	1059.75*	+175%	144	0	122	307	235	2
72	Porto Alegre (MS)	Bra	1040.50	+19%	105*	545	2	686*	1130	0
73	Cologne(Gauradesh)	Ger	1005.75*	+83%	185	257	505*	329	0	1
74	Voronej (S)	Rus	949.75	na	301	20	183	945	0	0
75	Zagreb (S)	Cro	936.00*	+106%	69*	364*	108*	1512*	20	0
76	Houston (S)	USA	915.00	-42%	400	54	12	148	0	1
77	Padayatra Uttar Pr	Ind	878.50	+39%	286	22	0	778	0	4
78	Zurich (S)	Swi	869.00	+55%	194	347*	235	66	0	0
79	Naberezhni Chelhi (	Rus	864.25*	+748%	262*	99*	201*	563*	0	0
80	Curitiba (M)	Bra	854.20	+63%	41	255	7*	1780*	687	0
81	Panihati (S)	Ind	787.25	-38%	186	57	87	427	820*	5
82	Genova (MS)	Ita	774.00	+13%	102	0	918	37	0	0
83	Milan (M)	Ita	761.50	+102%	38	0	1371*	0	0	0
84	Itajai (S)	Bra	754.75	+18%	100	347	0	567*	660	0
85	Rome (S)	Ita	743.00*	+30%	94*	0	1110*	0	0	0
86	Gaborone (S)	Bot	741.50*	+999%	181	0	0	78	0	10
87	Rajkot (S)	Ind	690.00	-70%	158	192	193	342	0	0
88	Ekaterinburg (M)	Rus	687.50	-33%	223	19	68	754	0	0
89	Patiala (S)	Ind	678.75	na	247	70	25	103	45	2
90	Villa Vrndavana (L	Ita	665.00	+67%	251	0	326*	0	0	0
91	Salem (M)	Ind	647.25	-59%	95	161	29	623	0	4



92	Emona (S)	Bul	579.50	+6%	159	134	20	470*	0	0
93	Nuernberg (MS)	Ger	575.50	+134%	199	108*	93	92	0	0
94	New Orleans (S)	USA	567.25	+82%	50	128	241	875	0	0
95	Ljubljana (S)	Slo	556.75	-37%	30	126	131	1221	0	0
96	Cheboksari (S)	Rus	550.75*	+999%	142*	35*	120*	687*	0	0
97	Saltillo (MS)	Mex	520.00*	+85%	0	180*	500*	360*	0	0
98	Chita (S)	Rus	510.25*	+102%	101*	39*	102*	873*	0	0
99	Florianoopolis (S)	Bra	502.60	-37%	15	211	0	914	331	0
100	Goloka Dhama (S)	Ger	501.75	+21%	88	94	282	219	0	1
101	Sao Paulo (S)	Bra	495.00	+92%	0	495	0	0	0	0
102	Padayatra Nepal (S)	Nep	492.00	+35%	216	0	0	240	0	0
103	Barnaul (S)	Rus	450.25	-4%	80	61	39	839	0	0
104	Padayatra India (S)	Ind	442.50	-79%	64	25	0	942	0	2
105	Sofia (MS)	Bul	421.00	-79%	100	48	98	496	0	0
106	Irkutsk (S)	Rus	402.75	na	152	16	31	269	0	0
107	Kemerovo (S)	Rus	400.50*	+267%	127*	30*	113*	240*	0	0
108	Batala (S)	Ind	357.50	-57%	175	0	0	30	0	0
109	Paris Yoga Lyrics	Fra	353.90*	+89%	94	0	23	63	4	3
110	Bologna (MS)	Ita	334.00*	+98%	144*	0	92*	0	0	0
111	Tucson (S)	USA	329.95	-24%	102	39	16	27	2	2
112	Khunti (S)	Ind	317.50	na	154	2	5	20	0	0
113	Daltonganj (S)	Ind	316.50	na	150	0	10	46	0	0
114	Periyakulam (S)	Ind	313.05	-50%	6	11*	26*	41	2668	0
115	Kapurthala (S)	Ind	308.75	+25%	95	0	30	15	12	3
116	Belgorod (S)	Rus	287.25*	+40%	84*	21*	136*	121	0	0
117	Vienna (S)	Aus	283.75*	+342%	71*	82*	80*	79*	0	0
118	Dallas (M)	USA	276.00	-77%	111	24	30	60	0	0
119	Nairobi (S)	Ken	244.50	-41%	30	105	5	304	10	0
120	Cherepovets (S)	Rus	244.25*	+129%	84*	18*	16*	201*	0	0
121	Goryachy Klyuch (S)	Rus	226.25	na	50	0	34	149	0	2
122	Blagovestensk (S)	Rus	219.00*	+999%	20	26	48	516*	0	0
123	Arhangelsk (S)	Rus	217.00*	+292%	47*	1	30	428*	0	0
124	Kolomna (S)	Rus	208.50*	+284%	79*	16	41	56	0	0
125	Hamilton (S)	New	182.00	+122%	83	3	12*	28*	0	0
126	Lima (L)	Per	181.00	-76%	21	0	80	252	0	2
127	Sktivkar (S)	Rus	179.25*	+279%	33	33*	53	215*	0	0
128	Tijuana (S)	Mex	174.00	na	38	80	0	0	0	1
129	Lagos (M)	Nig	170.75*	+645%	4	122*	0	163*	0	0
130	Sango Ota (S)	Nig	166.50	-34%	7	10	25	520	0	0
131	Kaunas (S)	Lit	165.00	-60%	69	18	0	36	0	0
132	Miass (S)	Rus	161.00	na	12	65	0	288	0	0
133	Ilskiy (S)	Rus	156.50	na	34	62	30	46	0	0
134	Prabhupada Desh (M)	Ita	155.00	-34%	57	0	82	0	0	0
135	Tokyo (S)	Jap	151.50	-81%	32	25	70	110	0	0
136	Ivanovo (S)	Rus	150.75	-81%	43	15	60	79	0	0
137	Rajpura (S)	Ind	138.25	-51%	47	5	2	153	0	0
138	Terni (S)	Ita	124.50	+53%	53	0	37*	0	0	0
139	Rybinsk (S)	Rus	123.00*	+552%	60*	1	0	8	0	0
140	Zaporozhye (S)	Ukr	117.25	-31%	37	0	50	73	0	0
141	Pyatigorsk (S)	Rus	103.00	na	0	1	108	192	0	0

142	Berlin (S)	Ger	98.00	-9%	8	24	82	68	0	0
143	Chernigov (MS)	Ukr	98.00	-33%	49	0	0	0	0	0
144	Birobijan (S)	Ukr	97.00	na	26	0	0	180	0	0
145	Krsnuv Dvur (M)	Cze	95.50	-77%	4	85	0	10	0	0
146	Ulan-Ude (S)	Rus	95.00	-52%	40	0	0	60	0	0
147	Miami (S)	USA	94.75	-36%	14	5	22	171	80	0
148	Tours (MS)	Fra	93.50*	+407%	27*	0	2	10	0	1
149	Nahodka (S)	Rus	91.75	na	19	10	35	105	0	0
150	Uhta (S)	Rus	88.25*	+205%	10	12*	10*	205*	0	0
151	Vilnius (S)	Lit	87.25	-60%	24	3	0	1	0	1
152	Yoskar-Ola (S)	Rus	75.00	na	19	8	10	96	0	0
153	Heidelberg (MS)	Ger	74.50*	+561%	26*	8*	25*	8	0	0
154	Velikiy Novgorod (S)	Rus	70.25	+80%	25	4*	14*	37*	0	0
155	Brahmapur (MS)	Ind	63.25	-67%	21	1	15	31	50*	0
156	Frankfurt (S)	Ger	60.75	+130%	28	2	3	5	0	0
157	Istanbul (S)	Tur	54.60	-38%	12	9	31	24	1	0
158	Bad Oyenhausen (S)	Ger	54.50	-10%	13	9	35	8	0	0
159	Majhiaon (S)	Ind	51.50	na	24	0	5	4	0	0
160	Athens (MS)	Gre	50.50	-21%	18	0	29*	0	0	0
161	Vorkuta (S)	Rus	50.00	+54%	14	8	17*	22	0	0
162	Orel (S)	Rus	44.00	+6%	12	20	0	0	0	0
163	Vologda (MS)	Rus	42.00	na	21	0	0	0	0	0
164	Sarajevo (S)	Bos	40.25	-38%	0	0	0	161	0	0
165	Bucharest (S)	Rom	33.75	-5%	10	0	0	55	0	0
166	Magnitogorsk (S)	Rus	32.75	-20%	2	0	1	113*	0	0
167	Abeokuta (S)	Nig	31.00	na	4	15	0	20	30	0
168	Murmansk (S)	Rus	28.00	+157%	11	3	1	10	0	0
169	Pretoria (MS)	Sou	26.00	-30%	13	0	0	0	0	0
170	Timisoara (S)	Rom	22.00	-75%	1	1	0	76	0	0
171	Paris (S)	Fra	21.50	-43%	9	0	2	10	0	0
172	Usinsk (S)	Rus	18.00*	+68%	2	2	6	36*	0	0
173	East London(SA) (S)	Sou	16.00	+68%	8	0	0	0	0	0
174	Normandy (MS)	Fra	15.50	-77%	4	0	15	0	0	0
175	Leipzig (S)	Ger	14.75*	+136%	2	3*	13*	5	0	0
176	Severodvinsk (S)	Rus	12.50*	-32%	0	2	5	32	0	0
177	Lagenthal (S)	Ger	12.25	-54%	3	5	1	3	0	0
178	Kotlas (S)	Rus	11.50	+335%	3	0	2	18	0	0
179	Yujhno Sahalinsk (S)	Rus	11.00	na	2	1	1	22	0	0
180	Portal do Avataras (S)	Bra	10.25	-68%	3	3	0	5	0	0
181	Montes Claros (S)	Bra	10.00	-40%	0	10	0	0	0	0
182	Sandton (S)	Sou	3.75	-99%	0	0	0	15	0	0
183	Montevideo (MS)	Uru	2.50	-98%	0	0	2	6	0	0
184	Dijon (MS)	Fra	2.50	-96%	0	0	5	0	0	0
185	Liebenau (S)	Ger	2.25	-56%	0	0	3	3	0	0
186	Krsna West Orlando (S)	USA	2.00	-22%	0	1	1	2	0	0
187	Wiesbaden (S)	Ger	1.25	-60%	0	1	0	1*	0	0
188	Brasilia (MS)	Bra	0.50	-89%	0	0	1	0	0	0
189	Tiraspol (S)	Ukr	0.25	-96%	0	0	0	1	0	0

(%)Change compared  
to monthly average

(\*)New high  
this year

World Sankirtan Newsletter  
PRABHUPADA DIKSA DISCIPLES  
November 2022

Prabhupada Disciples	Points	% Change	M-Big Books	Big Books	Medium Books	Small Books	BTGs Mags	Full Sets
1 HH Jayapataka Sw May Ind	6383.25	-72%	2077	6	1584	4285	0	13
2 Bhrgupati d LA USA	2560.50	-33%	977	475	192	142	0	0
3 Divyanga d Ala USA	860.00*	+40%	280*	100	200	400	0	0
4 Nidra dd Den USA	758.50*	+81%	235	146*	210*	150	0	0
5 Adi Karta d (Gai Ala USA	543.00*	+65%	66	225*	200*	200*	0	1
6 HH Janananda Gos New Fra	267.55	+170%	67	2	14	32	3	3
7 Arcita d LA USA	125.75	na	44	7	48	27	0	0
8 Tadit dd LA USA	47.50	+14%	12	0	21	52*	0	0
9 Nartaka Gopal dd Mia USA	10.75*	+72%	2*	2	1	17*	0	0

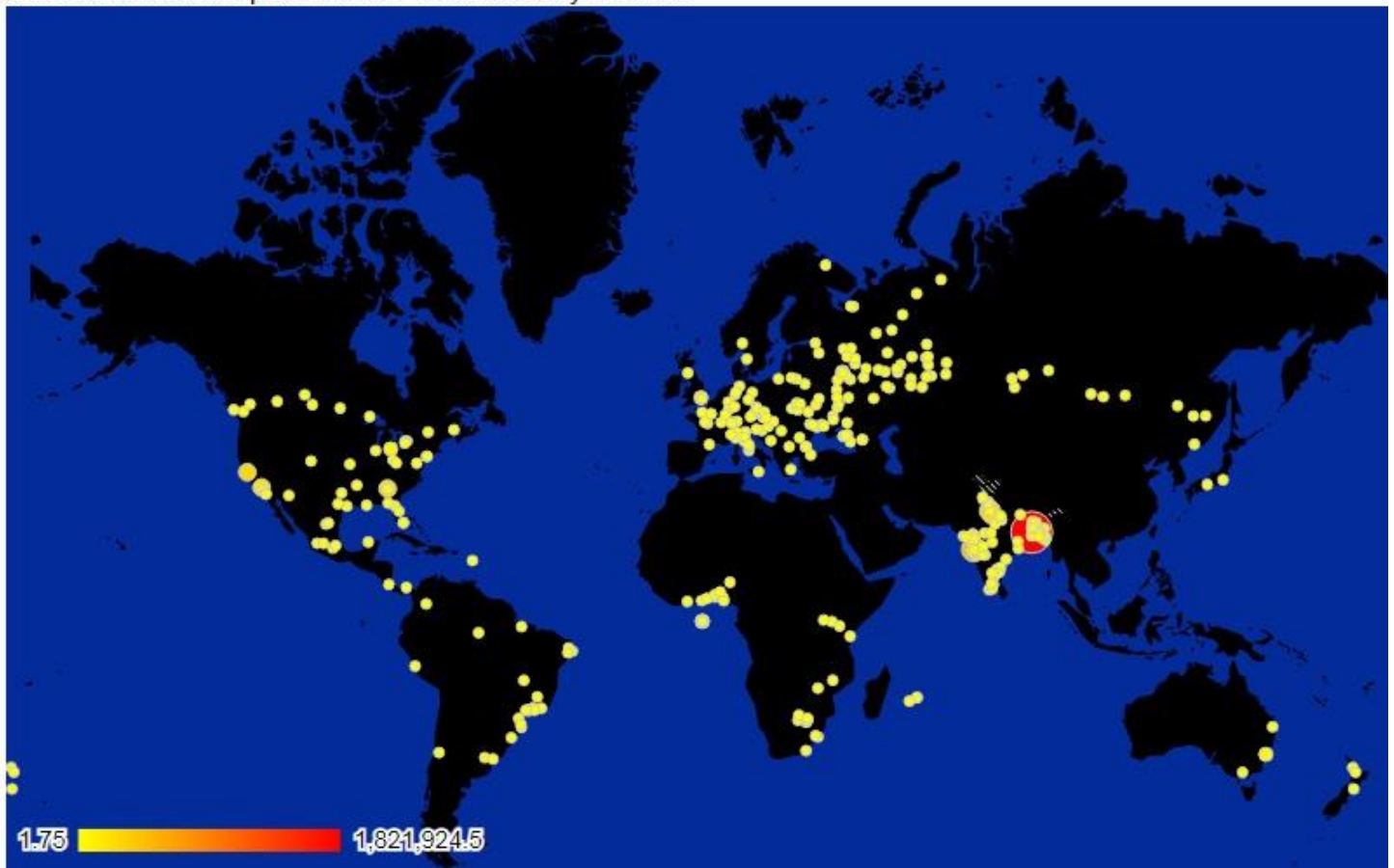
(%)Change compared to monthly average                      (\*)New record for this year

World Sankirtan Newsletter  
TOP TEN COUNTRIES (CUMULATIVE)  
January thru November, 2022

Country (Temples)	Points	% Change	M-Big Books	Big Books	Medium Books	Small Books	BTGs Mags	Full Sets
1 India (55)	3298679.95	-13%	1268538	173673	304619	1146345	572209	24883
2 United States (26)	884582.45	-12%	291639	178048	121982	181624	26842	2748
3 Russia, CIS (74)	276049.25	-29%	77682	28006	73358	210609	0	293
4 Bangladesh (21)	230587.80	-6%	69748	20879	24600	73760	129637	2168
5 Australia (3)	76757.65	+52%	33807	3931	4193	6643	1954	360
6 United Kingdom (3)	75253.25	-23%	26258	4711	28622	12772	0	891
7 Italy (10)	71425.55	+28%	21303	0	57188	96	8	5
8 Mexico (8)	49286.50	-1%	2453	38892	6048	9786	0	29
9 New Zealand (3)	39730.75	0%	12192	7433	4883	19873	0	193
10 Argentina	38504.00	+122%	3895	25348	5932	9240	0	63

(%)Change compared to Jan-Nov 2021

341 Worldwide Temples - Book Points for the year 2022



World Sankirtan Newsletter  
 TOP TEN TEMPLES (CUMULATIVE)  
 January thru November, 2022

Temples (size)	Points (Months)	% Change	M-Big Books	Big Books	Medium Books	Small Books	BTGs Mags	Full Sets
1 Mayapur (L)	Ind 1381842.50 (11)	+15%	574799	35360*	155423*	277424*	251750*	14346
2 Mumbai-Juhu (	Ind 388731.75 ( 9)	+74%	160198	17026*	28796*	140519*	0	2021
3 New Delhi (L)	Ind 263407.30 ( 8)	-35%	99377	11201	39076	120810	37118	968
4 Silicon Valle	USA 241946.15 (10)	+12%	89913	29041	29236	29035	64	1237
5 Vrindavan (L)	Ind 230935.00 ( 9)*	na	34107	70618*	56023*	235486*	0	1196
6 Atlanta Krish	USA 215652.50 (10)	+31%	78751	45113	23097	5956	0	636
7 Los Angeles (	USA 178344.50 (11)	-4%	50251	48168	35407	41219	12300	224
8 Pune (L)	Ind 172546.90 ( 8)	+3%	71949	5166*	3699*	59204	16472*	1331
9 Chattagram-Na	Ban 123136.00 ( 2)*	+180%	42627*	3084*	5253*	22250*	1850	1578
10 Surat (S)	Ind 120923.50 (11)*	na	51469	1394*	3100*	51388*	2489	656

(%)Change compared to Jan-Nov 2021  
 (\*)Better than last year

World Sankirtan Newsletter  
SPECIAL TEAMS BOOK DISTRIBUTION (CUMULATIVE)  
January thru November, 2022

Individuals		Points (Months)	% Change	M-Big Books	Big Books	Medium Books	Small Books	BTGs Mags	Full Sets	
1	HH Jayapat	May Ind	235059.25 (11)	-9%	104117	2756*	24913*	45011	0	1394
2	HH Bhakti	May Ind	70828.50 ( 8)	-37%	26325	3096*	19195	18268	0	760
3	Kamalapati	May Ind	60005.25 ( 7)	na	27442	597	1303	15491	0	1305
4	Sitaram d	Mum Ind	55765.75 ( 4)	na	25149	2043	267	13165	0	159
5	Amiya Vila	May Ind	41470.00 ( 5)	na	20735	0	0	0	0	246
6	Madhusunda	New Ind	25925.75 ( 3)	-13%	7113	28	16501	13109	1440	6
7	Gokul Ranj	Mum Ind	22544.50 ( 1)	na	6172	4310	5930	11702	0	91
8	Subal Gour	May Ind	22070.50 ( 2)	na	11022	16	0	42	0	580
9	HH Gopal K	New Ind	22000.00 ( 1)	+38%	11000	0	0	0	0	0
10	Radha Krsn	Mum Ind	19038.25 ( 6)	na	7557	1540	2386	4765	0	347
11	Cakravarti	Mum Ind	18221.00 ( 3)	na	7961	341	1267	5298	0	19
12	Bhagavat A	Mum Ind	17257.00 ( 2)	-29%	6683	750	1908	8748	0	229
13	Nava Gaura	Tir Ind	16347.45 ( 1)	na	8032	105	28	657	2	0
14	Bhaktiman	May Ind	15837.50 ( 3)	na	7698	407	22	94	0	368
15	Ratnanga A	May Ind	14968.00 ( 2)	na	7232	175	249	818	0	225
16	Sadhu Seva	May Ind	14950.50 ( 2)	na	6342	753	1893	2268	0	175
17	Ras Mukund	Pun Ind	14580.00 ( 1)	na	7290	0	0	0	0	144
18	Sri Gaur B	Pun Ind	13445.00 ( 2)	na	6164	637	264	1392	0	25
19	Akhanda Li	Mum Ind	13369.50 ( 2)	na	5841	0	0	6750	0	312
20	Sunder Mad	New Ind	13358.00 ( 4)	+1%	2070	846	4890	22500	3020	5
21	Vamsi Moha	Pun Ind	12999.25 ( 3)	na	5354	832	462	4913	0	124
22	Tusta Ram	May Ind	12296.00 ( 1)	+113%	5973	120	382	156	0	171
23	Kirthi Gop	Tir Ind	9760.25 ( 1)	na	4872	10	10	5	0	0
24	Ananta Ach	May Ind	9377.25 ( 2)	na	2994	3	4507	4531	0	168
25	Kamal Madh	New Ind	9255.00 ( 2)	-7%	3892	215	430	3920	610	62
26	Braja Hrid	May Ind	9133.00 ( 2)	na	4562	3	0	24	0	249
27	Ajanma Kri	New Ind	8972.50 ( 1)	-55%	4372	161	73	122	5	7
28	Rasesvar K	May Ind	8928.00 ( 2)	na	4149	105	600	900	0	114
29	Prematma G	May Ind	8897.00 ( 2)	-3%	4434	18	0	44	0	225
30	Panchajany	May Ind	8745.25 ( 2)	na	4357	23	0	33	0	238
31	Subikram B	May Ind	8041.00 ( 1)	na	4013	15	0	0	0	185
32	Gopal Bala	May Ind	7964.00 ( 2)	na	3976	3	0	36	0	206
33	Balai Vraj	May Ind	6862.00 ( 1)	na	3240	60	310	668	0	131
34	Venudhari	Pun Ind	5924.50 ( 2)	na	2526	198	80	2538	0	79
35	Harish Can	Mum Ind	5110.25 ( 1)	na	2072	240	730	1445	0	27
36	Sujay Kris	Mum Ind	4645.25 ( 1)	na	2154	156	185	355	0	14
37	Patit Uddh	May Ind	4630.25 ( 1)	na	2267	24	97	95	0	103
38	Krishna Ki	Ujj Ind	4245.25 ( 1)	na	2060	0	0	501	0	111
39	Hamsarupa	Mum Ind	3976.00 ( 1)	na	1935	13	3	366	0	50
40	Bimal Madh	May Ind	3938.00 ( 1)	na	1951	32	0	16	0	106
41	Ram Govind	Mum Ind	3407.50 ( 1)	na	1700	0	0	30	0	0
42	Shubham Sa	Pun Ind	3348.00 ( 1)	na	1674	0	0	0	0	93
43	Purnananda	May Ind	3062.50 ( 1)	na	1529	0	0	18	0	82

44	Anand Nita	New Ind	3052.50( 1)	-55%	1097	155	221	2020	880	0
45	Sanak Sana	Pun Ind	2742.25( 1)	na	1331	10	20	241	0	0
46	Supriya Si	May Ind	2604.00( 1)	na	1297	1	0	36	0	69
47	Krishna Ka	Pun Ind	2456.00( 1)	na	908	283	209	1010	0	7
48	Jayashri d	Mum Ind	2446.00( 1)	na	1223	0	0	0	0	51
49	Pandu Suta	Mum Ind	2311.50( 1)	na	1137	0	20	110	0	22
50	Hara d	Mum Ind	2030.25( 1)	na	1000	10	2	77	0	48

(%)Change compared  
to Jan-Nov 2021

(\*)Better than  
last year

World Sankirtan Newsletter  
TOP 50 INDIVIDUALS (CUMULATIVE)  
January thru November, 2022

Individuals	Points (Months)	% Change	M-Big Books	Big Books	Medium Books	Small Books	BTGs Mags	Full Sets	
1 Mahotsaha	Atl USA	70482.50( 7)	+23%	32381	4397	2301	692	0	531
2 Paramesvar	Yps USA	53737.50(11)	-18%	14976	18750	1067*	18008	0	1
3 Bhrgupati	LA USA	40932.25(11)	+24%	16696	5330*	2822	3197	0	18
4 Ananta Ach	May Ind	32109.25( 9)	+34%	6849	2807*	20479*	19155	0	141
5 Ananda Kir	LA USA	30780.25(11)*	+69%	10112*	6967	2729*	8861*	0	91
6 Abhimanyu	Atl USA	26074.25(11)*	na	7764*	8415*	4235*	55	0	6
7 Harish Can	Mum Ind	26000.25( 7)	+139%	8955	2088	7031	9947	0	18
8 Prema Sank	LA USA	24536.75(11)*	+56%	6827*	6876*	7026*	1752	0	7
9 Tusta Ram	May Ind	22516.50( 6)*	na	9843*	491*	394*	506*	0	253
10 Matsya d	Atl USA	21697.75(11)*	+46%	6794*	6450*	3239	161	0	30
11 Bhagavat A	Mum Ind	21141.50( 7)*	+58%	8614*	641	1561*	9464*	0	99
12 Sabda Brah	May Ind	19523.25(11)*	+228%	6796*	1769*	5619*	4187*	0	83
13 Amiya Vila	May Ind	18982.00( 3)	+64%	8941	2	0	0	0	94
14 Patit Uddh	May Ind	18612.00( 7)	+12%	9101	60	189	590*	0	124
15 Hemagiri d	Mum Ind	18551.00( 8)	na	6764	1491	2225	9678	0	22
16 Subal Gour	May Ind	18188.75( 9)	-32%	8610	93*	84	671	0	179
17 Yoga Nrishi	May Ind	17541.00(11)*	+90%	5112*	1648*	6680*	9172*	0	79
18 Banamali M	May Ind	17378.00(10)	na	5792	2393	5554	2496	0	49
19 Sitaram d	Mum Ind	16917.50( 5)*	+314%	7472*	620	131	5152*	0	33
20 Ranajayee	May Ind	16850.25( 8)*	+97%	8024*	289*	241	635	0	192
21 Dwibhuj Go	May Ind	16506.50( 9)	na	3636	4467	5670	6794	0	130
22 Sacitanoy	LA USA	16142.00(11)*	+32%	2565*	8204*	5095	1020	0	0
23 Dhira Lali	LA USA	16139.25(11)	-35%	4293	3537	7127	1811	0	23
24 Vijaya d	SD USA	13899.75(10)	+2%	5293	3223	61	97	0	3
25 Rasesvar K	May Ind	13095.50( 4)	na	5896	65	230	750	0	111
26 Kamal Naya	Mum Ind	13072.75( 8)	+111%	2717	22	1328	27811	0	12
27 Bhaktiman	May Ind	13065.25( 8)	-46%	6042	339*	119	459	0	211
28 Ramdas Abh	Atl USA	12538.00(11)*	+91%	5276*	1526	800	240	0	54
29 Bk Dmitrii	SD USA	12428.25(11)*	+358%	3518*	2721*	2555*	5575*	0	2
30 Sulochan d	May Ind	12263.00( 9)	na	5565	52	1344	1492	0	102

31	Bimal Madh	May	Ind	12077.25	( 8)*	na	4883*	258*	25	171*	0	279
32	Devavrata	LA	USA	12058.50	( 6)	-27%	4141	3393	255	1024	0	57
33	Panchajany	May	Ind	11944.00	( 9)	na	5593	49	22	2576	0	185
34	Vinoyanand	May	Ind	11792.50	( 3)	na	5828	7	135	248	0	10
35	Prematma G	May	Ind	11433.75	( 9)	-14%	5394	132*	59*	569*	0	172
36	Pandu Suta	Mum	Ind	11405.25	( 7)	+999%	5699	0	6	17	0	0
37	Avadhuta C	Atl	USA	11100.25	(10)	+11%	2761	4335*	2272	429	0	1
38	Gopal Bala	May	Ind	11026.00	( 6)	-8%	5164	243*	171	542	0	205
39	Sujay Kris	Mum	Ind	10966.00	( 4)	na	4976	445	565	1146	0	18
40	Cakravarti	Mum	Ind	10489.25	( 6)*	+77%	5161*	63	3	339	0	3
41	Bk Balai	May	Ind	10278.00	( 3)	-29%	5121	5	13	98	0	138
42	Balai Vraj	May	Ind	10268.50	( 2)	na	4291	90	380	1090	0	88
43	Bhakta Ava	Rup	USA	9980.70	(11)*	na	2284*	2987*	2761*	3774*	647	1
44	Rukmini Va	May	Ind	9646.75	( 6)	-4%	4067	194	667*	1277	0	98
45	HH Bhakti	May	Ind	9441.25	( 3)	na	2339	30	6175	6583	0	63
46	Hara d	Mum	Ind	9364.00	( 7)	+79%	4490	106	200	712	0	9
47	Chandanaca	Atl	USA	9175.25	(11)	-28%	3013	2513	1247	51	0	4
48	Pancatattv	May	Ind	9055.25	( 6)	-8%	2598	913	4572	2641	0	14
49	Mahalaxmi	Mel	Aus	8729.10	(11)	-16%	3617	726	388	572	1	143
50	Purnananda	May	Ind	8687.00	(10)	+9%	4162	125*	54	340*	0	121

(%)Change compared to Jan-Nov 2021 (\*)Better than last year

#### FAIR PLAY RULES

1997 GBC Resolution #103: That the score system for the Sankirtan Newsletter is changed to include the following for individual distribution:

1. The category "Regular"

- (a) to count only literature which is actually sold for some profit (ideally double BBT price) and given into the hands of the receivers personally.
- (b) literature distributed by accepting post dated checks shall only be counted when at least the BBT price has been received.

2. The new category "Subsidized" for the following methods of distribution for individuals:

- (a) devotees working in teams of two or more and recording their group effort as one score.
- (b) subsidized books which are sold for BBT price or less.
- (c) sponsored books which are given to people who can value them (i.e. VIPs, libraries, schools, prisons, etc.).

Those individuals who are doing these types of subsidized distribution must specify it when reporting scores to the newsletter. Temple and Country scores stay the same. There is no need to report temple scores in two categories.



### 3. Free distribution

Free distribution by individuals and temples who give out literature free of cost shall not be counted in the newsletter (except as provided for in "Subsidized" above).

Note: Individuals distributing an unusually large number of books will automatically be put in the Special Teams Unlimited (Subsidized) category unless they explain why they belong in the Regular category.

The Regular category in the Sankirtan Newsletter is for devotees who approach people one-on-one and personally give them books, getting at least the book cost from each person.

The Team category (or Special Teams Unlimited category) is for everything else, including corporate book distribution, sponsored books, donated books, books sold below BBT cost, groups of two or more devotees, special temple programs, and devotees getting extra help in any other way which other devotees do not have equal access to and which makes it unfair to be included in the Regular category.

95% of all books must be purchased from your local BBT (2004 GBC Res #411).

Thank you for making the Sankirtan Newsletter more useful, meaningful, fair and transparent.