

Please accept my humble obeisances. All glories to Srila Prabhupada!

Of the top six book distributors in the USA in March, three are disciples of Srila Prabhupada. All three have been distributing books for more than fifty years. What great examples!

Bhrigupati Prabhu is in his seventies, but he moves like an energetic young man. He was the No. 2 distributor in the USA in March, with 2,920 book points.

Divyanga Prabhu was No. 4 in the US, with 855 book points. In the 1970s, he saw devotees in their van in front of a store, and he asked whether he could get a ride with them into a music concert. They said yes, and then they introduced him to Prabhupada's books. He found them interesting, so he gave a donation and took some. Mrgendra Prabhu asked Divyanga whether he would join them in distributing books to people going to the concert. He agreed. He did it all day and liked it, so the devotees invited him to join them at the next concert. He did that, and he's still going strong.

Adi Karta Prabhu was No. 6 in the US, with 721 books points. He not only distributes books but cultivates the people who buy books from him. Some of them become his disciples. When I was distributing with him in Miami, he said, "Mostly I go out on sankirtan to make friends, and sometimes they take books and give donations."

Your servant,  
Vijaya Dasa  
iskconbookdistribution.com

For the latest results and to send in your scores go to WSNmobile.com.  
Now with instant results when you enter your own scores.

WORLD	WORLD	SANKIR	NEWS	LETTER
WWW	WWW	SSS TAN	NEWS	NEW
WWW	WWW	SSS SSS	NEWSLE	NEW
WWW WWW WWW	SSSS	NEW NEWS	NEW	
WWW WORLD WWW	SANKIR	NEW NEWS	NEW	
WORLD WORLD	SSS TAN	NEW	LETTER	
WWW WWW	SAN SSS	NEW	NEWSL	
WW WW	KIRTAN	NEWSL	ETTER	

\*\*\*\*\*  
W O R L D S A N K I R T A N N E W S L E T T E R  
\*\*\*\*\*

March 2023

4/28/2023

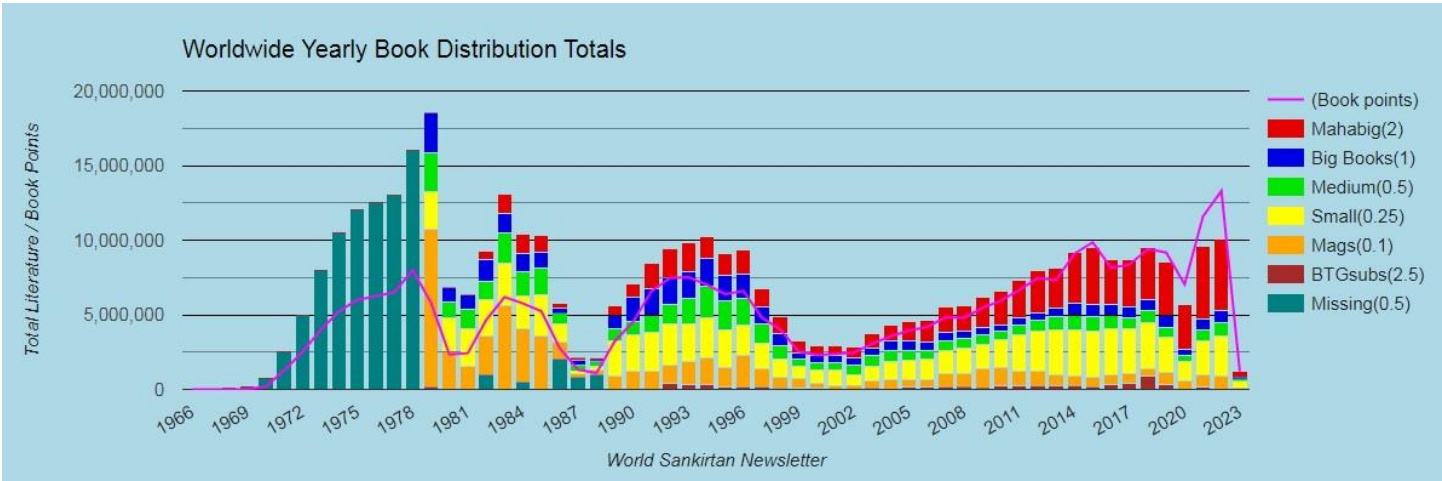
For the pleasure of Srila Prabhupada this page contains the following results for the month of March 2023.

World Totals	Page 2
Monthly Congregation and Weekend Warriors	Page 2
Monthly Continents	Page 3
Monthly Arabic Temple Distribution	Page 3
Monthly Top Ten Temples by Size	Page 3
Monthly Top Ten Temples by Continent	Page 4
Monthly Top Teams and Individuals	Page 5
Monthly Arabic Individual Distributors	Page 5
Monthly All Countries	Page 6
Monthly All Temples	Page 7
Monthly All Prabhupada Diksa Disciples	Page 8
Cumulative Top Ten Countries	Page 9
Cumulative Top Ten Temples	Page 9
Cumulative Top 50 Individuals Worldwide	Page 9

All glories to your service,  
Your servant, Mayapur Sasi dasa

\*\*\*\* Page 2 \*\*\*\*

\* \* \* \* \*  
\* -- OFFERING TO SRILA PRABHUPADA -- \*  
\*  
\* During the month of March 2023, 189 temples reported \*  
\* distributing the following number of books: \*  
\*  
\* 117,319 Maha-big books \*  
\* 41,880 Big books \*  
\* 42,652 Medium books \*  
\* 179,972 Small books \*  
\* 31,912 Magazines \*  
\* 110 BTG subscriptions \*  
\* 1,987 Full sets \*  
\*  
\* 414,395 literatures for the month \*  
\* 1,242,000 literatures year-to-date \*  
\* 584,473,520 literatures worldwide since 1965 \*  
\*  
\* All glories to Srila Prabhupada! \*  
\* \* \* \* \*



WORLDWIDE BOOK DISTRIBUTION  
Total Literatures Distributed

World Sankirtan Newsletter  
CONGREGATIONAL PREACHING  
March 2023

Congregation and Weekend Warriors		% Points Change	M-Big Books	Big Books	Medium Books	Small Books	BTGs Mags
1 WW Team ISV Week Sil USA	5445.50	-55%	1539	711	717	152	0
2 Nama Hatta Dept May Ind	4658.50	-1%	1439	11	483	2512	0
3 ISV Motel Gita Sil USA	4000.00	-33%	2000*	0	0	0	0
4 WW Toronto WW Tor Can	813.75*	+14%	286*	40	77	293*	0
5 WW Jiva Daya Mar Bal USA	721.00	na	259	0	10	0	0

(%)Change compared to monthly average      (\*)New record for this year

189 Worldwide Temples - Book Points for March, 2023



Click/hover on markers to see details (Filter on continent/country to see comparison to last year)

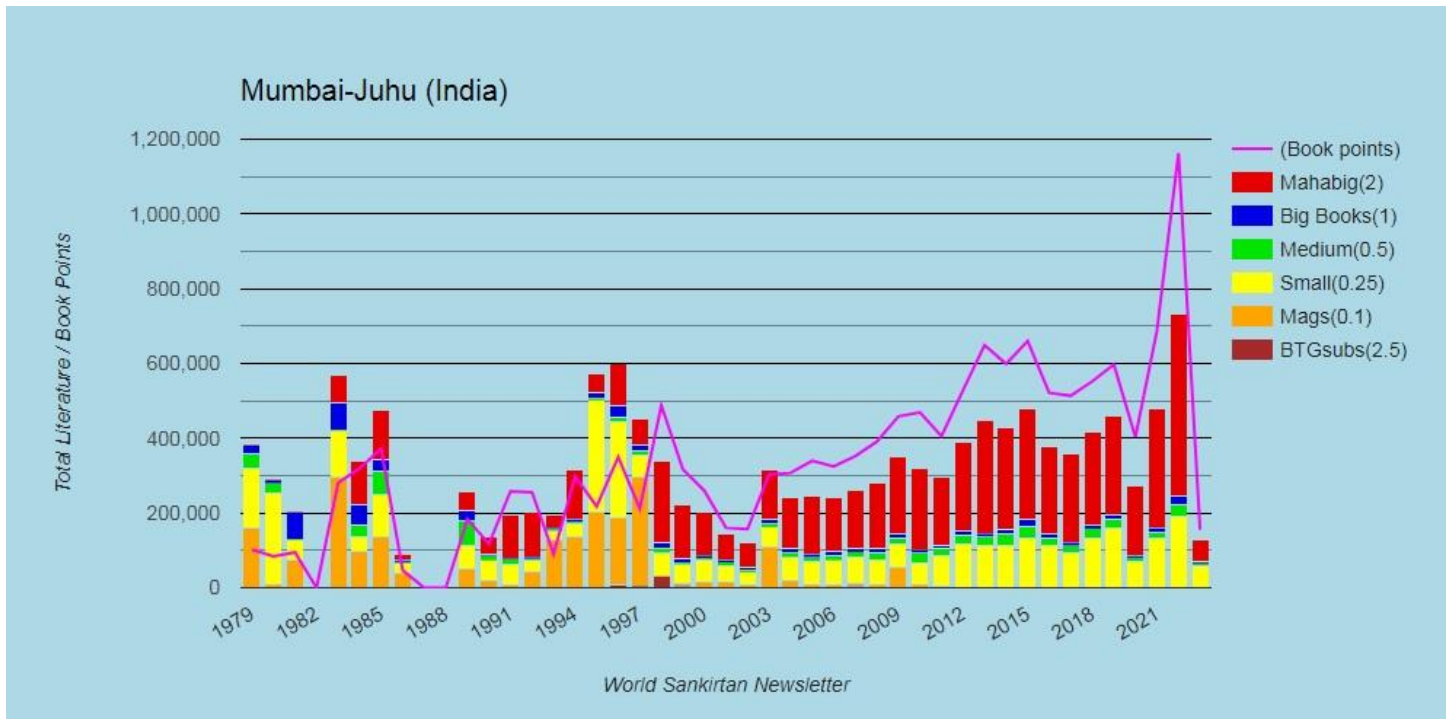
World Sankirtan Newsletter  
MONTHLY CONTINENTS  
March 2023

Continent (temples)	Points	% of World	M-Big Books	Big Books	Medium Books	Small Books	BTGs Mags	Full Sets
1 Asia (29)	259522.50	66%	79014	18041	23109	122674	26095	1810
2 CIS (81)	66224.25	17%	22703	5287	9507	39151	0	37
3 North America (17)	32536.20	8%	9889	5696	4400	8508	1047	91
4 Europe (37)	16871.60	4%	4025	3860	4387	4427	1276	17
5 Latin America (14)	11567.20	3%	706	8757	814	2380	1802	7
6 Australasia (4)	2727.25	1%	803	141	319	763	0	20
7 Africa (7)	1374.45	0%	179	98	116	2069	2352	5

World Sankirtan Newsletter  
ARABIC BOOK DISTRIBUTION BY TEMPLE  
March 2023

Special Promotion Arabic Mahabig 6 pts each, Arabic Small 3 pts each

Temples (size)		Points	Arabic M-Big	Arab Big	Arabic Medium	Arab Small	Arab Mags
1 Munich (S)	Ger	507.00	0	0	0	169*	0
2 Sankirtan Dham TST	Ita	177.00	0	0	0	59	0
3 Milan (M)	Ita	96.00	15	0	0	2	0
4 Simhachalam (M)	Ger	93.00	0	0	0	31	0
5 Los Angeles (L)	USA	90.00	9	0	0	12	0
6 Cologne(Gauradesh)	Ger	81.00	1	0	0	25	0
7 Paris Yoga Lyrics	Fra	39.00	2	0	0	9	0
8 Berlin (S)	Ger	18.00	0	0	0	6	0
9 Goloka Dhama (S)	Ger	12.00	0	0	0	4	0
10 Zurich (S)	Swi	6.00	0	0	0	2	0
11 RupanugaVedicColle	USA	6.00	0	0	0	2	0
12 Heidelberg (MS)	Ger	3.00	0	0	0	1	0
13 New Mayapur (M)	Fra	3.00	0	0	0	1	0



World Sankirtan Newsletter  
 TOP TEN TEMPLES BY SIZE  
 March 2023

			%	M-Big	Big	Medium	Small	BTGs	Full
		Points	Change	Books	Books	Books	Books	Mags	Sets
TOP TEN LARGE TEMPLES (41+ devotees)									
1	Mayapur	Ind 91288.00	+7%	27691	2098	17811*	30578*23000*		742
2	Mumbai-Juhu	Ind 49509.50*	+2%	16668	1421	2927*	27308*	0	251
3	Vrindavan	Ind 39548.75	-19%	8875	11314	0	38267	0	103
4	Mumbai-Chowpatty	Ind 14318.00*	+49%	3428	177	179	2142	0	365
5	Silicon Valley(ISV	USA 9445.50	-48%	3539	711	717	152	0	40
6	Ujjain	Ind 8353.50*	+39%	2467*	774*	853*	2108	0	82
7	Los Angeles	USA 8302.50	-15%	2259	2282	1560	2182	0	3
8	Tirupati	Ind 6649.20	-27%	2835	663	107*	1026	62	0
9	Moscow	Rus 2581.75*	+144%	1045*	202	94	467	0	4
10	St. Petersburg	Rus 2002.50*	+6%	724*	111	238	1082	0	3

TOP TEN MEDIUM TEMPLES (21-40 devotees)

1	Bhopal	Ind 5494.75	-17%	2332	141*	398*	883*	0	8
2	Buenos Aires	Arg 3355.00*	+105%	265*	2267*	620*	848*	0	1
3	Milan	Ita 2796.00*	+66%	995*	0	1324	314	0	0
4	Salem	Ind 2534.75*	+87%	381	576*	118*	3249*	128*	12
5	Rostov-na-Donu	Rus 2315.25	na	610	398	510	1769	0	0
6	Vladivostok	Rus 2260.75	na	908	112	190	951	0	0
7	Baroda	Ind 1662.50	-25%	691	52	56	370	0	3

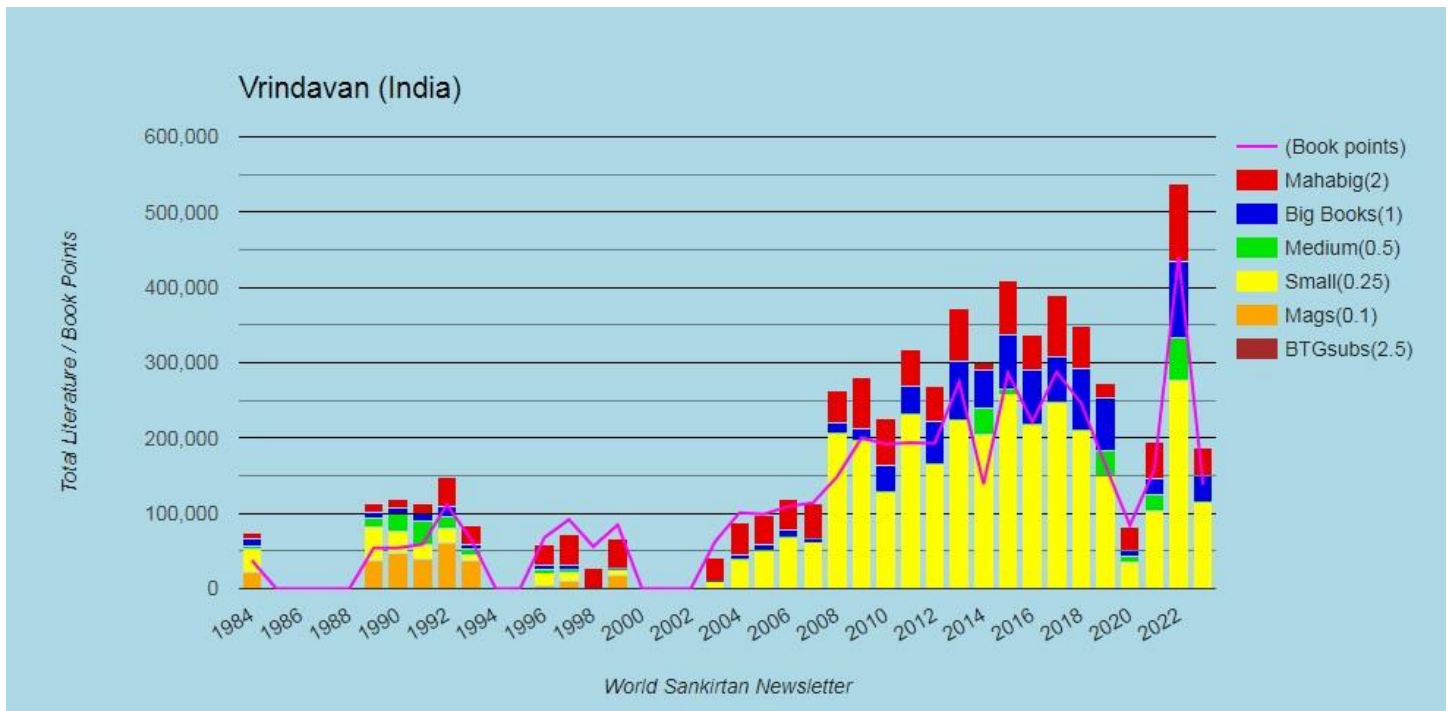
8	Simhachalam	Ger	1358.50*	+45%	236*	432*	324*	541	0	2
9	Perm	Rus	1336.00*	+9%	456*	132	12	928	0	3
10	New Mayapur	Fra	1108.55	-26%	377	0	88	350	43	6

TOP TEN SMALL TEMPLES (6-20 devotees)

1	Moscow-Goloka Dham	Rus	21489.00	na	10168	150	615	2782	0	0
2	Surat	Ind	9796.25	-20%	3317	50*	166	4103*	64	57
3	Bharuch	Ind	9013.30*	+94%	3366*	20	21	680	1307	50
4	Moscow-Nagornaya	Rus	6355.75	na	1635	1134	1945	3269	0	6
5	Cueramaro	Mex	4567.50*	+84%	275	3653*	194	350	0	6
6	Ypsilanti	USA	4153.00*	+53%	1164*	1410*	0	1660	0	0
7	Kurmagram	Ind	3703.25	+12%	1003	11	0	49	0	63
8	Padayatra Orrisa	Ind	3685.25	-7%	1430	162	0	2365*	0	4
9	Krasnodar	Rus	2889.25	na	981	442	186	1281	0	2
10	Omsk	Rus	2709.00	na	520	97	442	5404	0	0

TOP TEN MAHA-SMALL TEMPLES (1-5 devotees)

1	Baltimore	USA	721.00	-45%	259	0	10	0	0	7
2	Porto Alegre	Bra	712.65	-17%	15*	602	0	69*	634	0
3	Sofia	Bul	590.25	-34%	88	236	116*	481	0	0
4	Sevastopol	Rus	413.00	na	111	42	79	438	0	0
5	Reunion Island	Fra	291.00	-27%	87	2	7	14	0	3
6	Brahmapur	Ind	207.00*	+36%	81*	5*	45*	50	50	0
7	Heidelberg	Ger	125.00*	+210%	30*	18*	10*	13	0	1
8	Tours	Fra	122.50*	+610%	43*	0	1	0	0	1
9	Abakan	Rus	68.75	na	15	10	20	75	0	0
10	Nuernberg	Ger	34.25	-89%	4	12	17	23	0	0



World Sankirtan Newsletter  
 TOP TEN TEMPLES BY CONTINENT  
 March 2023

			% Points Change	M-Big Books	Big Books	Medium Books	Small Books	BTGs Mags	Full Sets
TOP TEN TEMPLES - ASIA									
1	Mayapur	Ind	91288.00 +61%	27691	2098	17811	30578	23000	742
2	Mumbai-Juhu	Ind	49509.50 +53%	16668	1421	2927	27308	0	251
3	Vrindavan	Ind	39548.75 +22%	8875	11314	0	38267	0	103
4	Mumbai-Chowpatty	Ind	14318.00 +198%	3428	177	179	2142	0	365
5	Surat	Ind	9796.25 +20%	3317	50	166	4103	64	57
6	Bharuch	Ind	9013.30 +191%	3366	20	21	680	1307	50
7	Ujjain	Ind	8353.50 +177%	2467	774	853	2108	0	82
8	Tirupati	Ind	6649.20 +10%	2835	663	107	1026	62	0
9	Bhopal	Ind	5494.75 +24%	2332	141	398	883	0	8
10	Kurmagram	Ind	3703.25 +68%	1003	11	0	49	0	63

TOP TEN TEMPLES - CIS									
1	Moscow-Goloka Dham	Rus	21489.00 na	10168	150	615	2782	0	0
2	Moscow-Nagornaya	Rus	6355.75 na	1635	1134	1945	3269	0	6
3	Krasnodar	Rus	2889.25 na	981	442	186	1281	0	2
4	Omsk	Rus	2709.00 na	520	97	442	5404	0	0
5	Moscow	Rus	2581.75 +267%	1045	202	94	467	0	4
6	Moscow-Gita Nagari	Rus	2531.25 +19%	668	150	224	2941	0	7
7	Rostov-na-Donu	Rus	2315.25 na	610	398	510	1769	0	0
8	Vladivostok	Rus	2260.75 na	908	112	190	951	0	0
9	St. Petersburg	Rus	2002.50 +59%	724	111	238	1082	0	3
10	Kiev	Ukr	1606.00 +141%	366	492	10	1508	0	0

TOP TEN TEMPLES - NORTH AMERICA									
1	Silicon Valley(ISV	USA	9445.50 -21%	3539	711	717	152	0	40
2	Los Angeles	USA	8302.50 +27%	2259	2282	1560	2182	0	3
3	Ypsilanti	USA	4153.00 +129%	1164	1410	0	1660	0	0
4	Alachua	USA	2652.35 +71%	701	295	1207	1041	376	3
5	Atlanta	USA	1727.00 +116%	532	188	249	106	0	10
6	Houston	USA	1372.50 +59%	367	264	73	776	0	4
7	Toronto	Can	813.75 +71%	286	40	77	293	0	12
8	Baltimore	USA	721.00 +10%	259	0	10	0	0	7
9	Denver	USA	715.00 +32%	160	79	55	398	450	4
10	Austin	USA	668.00 +113%	182	103	237	330	0	0

## TOP TEN TEMPLES - EUROPE

1	Milan	Ita	2796.00	+150%	995	0	1324	314	0	0
2	Sankirtan Dham TST	Ita	2277.00	-36%	598	0	1808	59	0	0
3	Prabhupada Bhavan-	Cze	1816.50	+82%	188	1379	0	246	0	0
4	Munich	Ger	1531.50	+194%	302	367	27	185	0	1
5	Simhachalam	Ger	1358.50	+117%	236	432	324	541	0	2
6	New Mayapur	Fra	1108.55	+10%	377	0	88	350	43	6
7	Budapest	Hun	1087.00	+72%	371	179	0	374	725	0
8	Cologne (Gauradesh)	Ger	640.00	+63%	110	74	261	283	0	2
9	Sofia	Bul	590.25	-1%	88	236	116	481	0	0
10	Prague	Cze	528.25	-27%	25	428	0	201	0	0

## TOP TEN TEMPLES - LATIN AMERICA

1	Cueramaro	Mex	4567.50	+175%	275	3653	194	350	0	6
2	Buenos Aires	Arg	3355.00	+208%	265	2267	620	848	0	1
3	Santiago	Chi	1091.75	+48%	53	930	0	223	0	0
4	Porto Alegre	Bra	712.65	+24%	15	602	0	69	634	0
5	Itajai	Bra	532.10	+111%	31	393	0	92	541	0
6	Curitiba	Bra	524.25	+14%	15	426	0	73	500	0
7	Bogota	Col	455.75	+954%	38	226	0	615	0	0
8	Florianopolis	Bra	155.00	-68%	11	119	0	10	115	0
9	Lima	Per	67.00	-46%	0	67	0	0	0	0
10	Mexico City	Mex	45.00	-53%	0	45	0	0	0	0

## TOP TEN TEMPLES - AUSTRALASIA

1	Melbourne	Aus	1845.25	+256%	564	60	120	301	0	16
2	Wellington	New	481.25	+172%	128	56	84	149	0	3
3	Auckland Loft	New	381.50	-35%	109	25	100	282	0	1
4	Hamilton	New	19.25	-25%	2	0	15	31	0	0

## TOP TEN TEMPLES - AFRICA

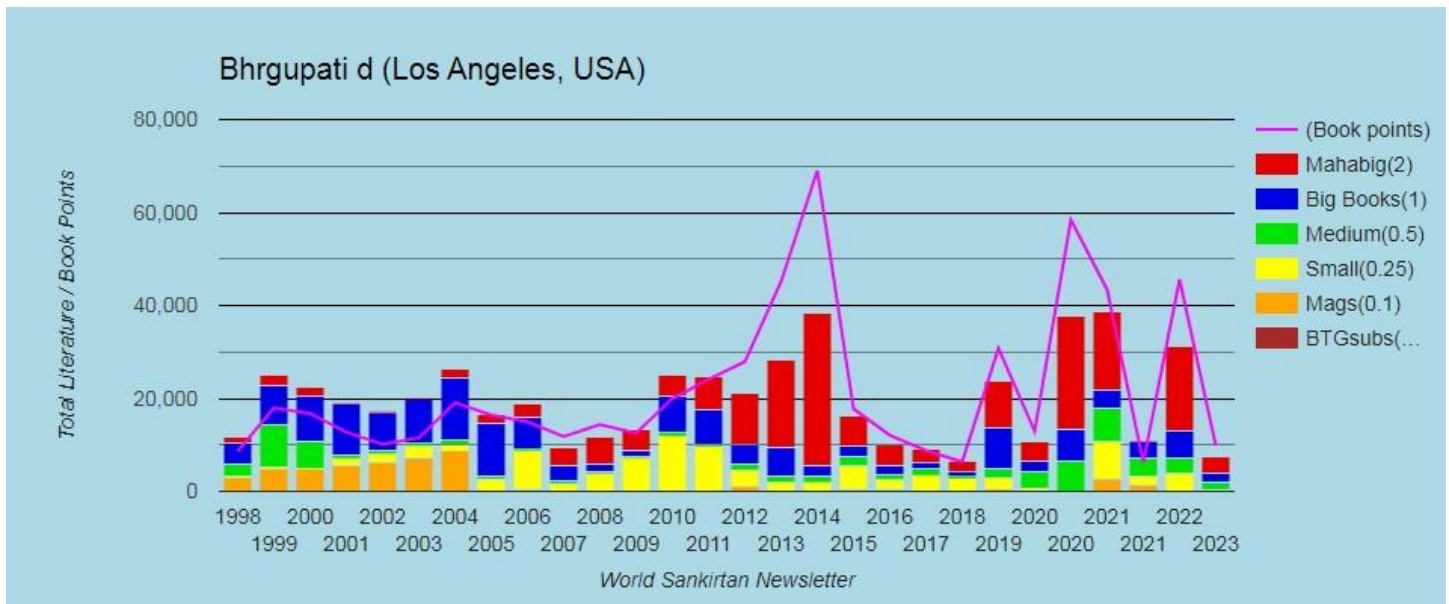
1	Durban	Sou	911.65	+437%	133	89	35	801	2309	5
2	Bon Accueil	Mau	189.00	-49%	0	0	15	726	0	0
3	Nairobi	Ken	144.25	-40%	26	5	20	309	0	0
4	Sandton	Sou	69.55	-14%	5	3	46	125	23	0
5	Gaborone	Bot	24.50	+158%	3	0	0	74	0	0
6	East London (SA)	Sou	23.75	+999%	11	1	0	3	0	0
7	Pietermaritzburg	Sou	11.75	-59%	1	0	0	31	20	0



World Sankirtan Newsletter  
WEEKEND WARRIORS, SPECIAL TEAMS, SPONSORED BOOKS ETC  
March 2023

Individuals	Points	% Change	M-Big Books	Big Books	Medium Books	Small Books	BTGs Mags	Full Sets
1 HH Jayapataka Sw	May Ind20746.75	+148%	8663	5	2375	5385	0	43
2 Sitaram d	Mum Ind20606.00	+11%	7956	430	50	14868	0	18
3 Radha Krsna d	Mum Ind 6915.50	+186%	1617	249	540	1058	0	81
4 Harish Candra d	Mum Ind 5424.50	na	2031	376	1262	1062	0	4
5 HH Bhakti Vijay	May Ind 5328.50	+28%	1524	103	1888	2414	0	35
6 Kamalapati d	May Ind 4963.75	-6%	1373	55	64	3483	0	60
7 Bimal Madhava d	May Ind 4704.50	na	1225	0	0	18	0	125
8 Hemagiri d	Mum Ind 3297.00	na	1182	211	451	1482	0	6
9 Sitanath d	Ujj Ind 2006.00	na	592	230	186	700	0	12
10 HH Bhakti Prema	Ujj Ind 1958.00	na	502	0	0	0	0	53

(%)Change compared to monthly average                      (\*)New record for this year



## World Sankirtan Newsletter

## TOP 50 INDIVIDUALS

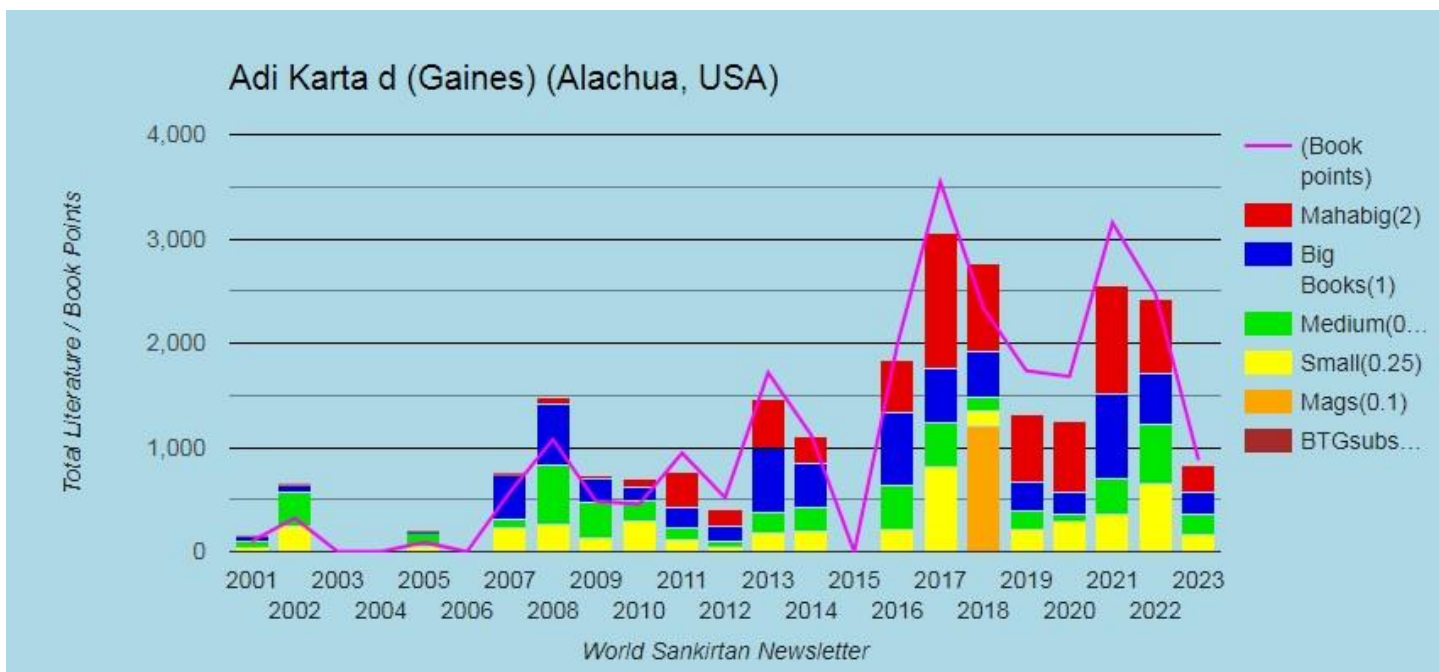
March 2023

Individuals				Points	% Change	M-Big Books	Big Books	Medium Books	Small Books	BTGs Mags	Full Sets
1	Sukhamay Bishamb	May	Ind	5832.50*	+198%	1729*	522*	2274*	1566*	0	9
2	Prema Bhaktiprak	May	Ind	4409.75*	+53%	629*	80*	3634	3003*	0	18
3	Paramesvara d	Yps	USA	4153.00*	+53%	1164*	1410*	0	1660	0	0
4	Ananta Acharya d	May	Ind	3791.50*	+111%	1099*	0	1083	1112	0	40
5	Subal Gour d	May	Ind	3762.00*	+225%	1387*	3	0	52	0	54
6	Yoga Nrisimha d	May	Ind	3716.50*	+90%	951*	81	1421*	2652*	0	17
7	Sura d	Mum	Ind	3296.00	na	829	0	0	0	0	91
8	Bhrgupati d	LA	USA	2920.00	-16%	1055	541	508	60	0	0
9	Sabda Brahma d	May	Ind	2846.75*	+50%	702	443*	998*	851*	0	8
10	Gopal Balak d	May	Ind	2836.50*	+356%	856*	2*	0	746*	0	44
11	Paramatma Krishn	May	Ind	2591.50	na	819	93	17	240	0	37
12	Kamal Nayan Gaur	Mum	Ind	2367.75	0%	480	17*	227	5109*	0	0
13	Prematma Gourang	May	Ind	2359.50*	+167%	713*	0	0	422*	0	46
14	Bhaktiman Gadadh	May	Ind	2265.25*	+227%	453*	71*	788*	1201*	0	33
15	Gokuleshwar d	Mum	Ind	2093.25*	+795%	686*	31*	82*	581*	0	19
16	Kripanidhi d	May	Ind	1657.50	-17%	554	57	574	246	0	8
17	Sacipriya Nitai	May	Ind	1380.00*	+188%	340*	121*	429*	666*	0	8
18	Paramatma Krsna	Mun	Ger	1276.25*	+63%	251	345*	17	143*	0	0
19	Purnananda d	May	Ind	1243.50*	+263%	403*	0	0	22	0	19
20	Panchajanya Kesh	May	Ind	1243.00	-47%	530	0	0	12	0	10
21	Prema Sankirtan	LA	USA	1202.25	-28%	389	193	340	28	0	0
22	Supriya Sita dd	May	Ind	1157.00*	+268%	322*	1*	0	32	0	28
23	Jay Gauranga d	Mil	Ita	1142.75*	+84%	544*	0	103	13	0	0
24	Jay Brajeswar d	May	Ind	1100.00	-7%	259	0	250	388*	0	15
25	Krsna Nama d	Ujj	Ind	993.25*	+74%	306*	126*	170*	537*	0	1
26	Nitai Lila d	Cat	Ita	990.50	-49%	229	0	795	45*	0	0
27	Rangini Radha dd	Ujj	Ind	957.25	na	297	126	170	537	0	1
28	Bk Vijaya	Bho	Ind	901.50	+55%	385	28	146	122	0	0
29	Bhagavat Ashraya	Mum	Ind	897.50*	+53%	287*	0	120*	190	0	9
30	Gadadhara Prana	Cat	Ita	860.50	-59%	272	0	549	14	0	0
31	Divyanga d	Ala	USA	855.00	-1%	240*	80	400*	380	0	0
32	Sacitanoy d	LA	USA	835.75	-26%	101	515	223	2	0	0
33	Vedasara d	Sim	Ger	745.25*	+41%	180*	138*	127*	282	0	2
34	Adi Karta d (Gai	Ala	USA	721.50*	+361%	217*	185*	150*	110*	0	0
35	Ananda Kirtan d	LA	USA	720.00	-11%	261	106	12	56	0	2
36	Sulochan d 2	May	Ind	719.00	-17%	259	0	0	12	0	11
37	Advaita d	Bho	Ind	708.50	+8%	317	7	50	170	0	0
38	Dwibhuj Gopal d	May	Ind	701.75*	+91%	259*	0	0	15	0	10
39	Ameyatma d	Bho	Ind	689.75	+95%	322	34	21	5	0	0
40	Arun Govinda d	May	Ind	682.25	+22%	189	54*	341	247*	0	1
41	Bhakta Avatar d	Aus	USA	666.00*	+117%	181*	103*	237*	330*	0	0
42	Dhira Lalita d	LA	USA	641.25*	+155%	166*	149*	284*	41*	0	0

43	Phalguna Gaura d Pra Cze	618.50*	+35%	114*	368*	0	90*	0	0
44	Gauranga Prema d LA USA	602.50*	+240%	210*	142*	81*	0	0	0
45	Mahalaxmi dd Mel Aus	601.50	+999%	157	7	14	14	0	8
46	Nidra dd Den USA	600.75*	+54%	160*	79	55	121*	0	4
47	Bk Fabio Por Bra	598.30	+8%	14*	495	0	68*	583	0
48	Tirtha Govinda d May Ind	583.00*	+169%	165*	21	65*	6	0	11
49	Bk Ivantcov M. Ize Rus	560.75	na	132	16	14	951	0	2
50	Parijat dd Mum Ind	534.75*	+63%	267*	0	1*	1*	0	0

(%)Change compared to monthly average

(\*)New record for this year



World Sankirtan Newsletter  
ARABIC BOOK DISTRIBUTORS  
March 2023

Special Promotion Arabic Mahabig books 6 pts, Arabic Small books 3 pts

Individuals	Points	Arabic M-Big	Arab Big	Arabic Medium	Arabic Small	Arab Mags
1 Paramatma Krsna Mun Ger	420.00	0	0	0	140	0
2 Nitai Lila d Cat Ita	135.00	0	0	0	45*	0
3 Ajita Gaurangi Mun Ger	87.00	0	0	0	29	0
4 Bk Nagarjuna Mil Ita	78.00	12	0	0	2	0
5 Lilamrita dd Col Ger	75.00	1	0	0	23	0
6 Prema Sankirtan LA USA	69.00	6	0	0	11	0
7 Vedasara d Sim Ger	45.00	0	0	0	15	0
8 Gadadhara Prana Cat Ita	42.00	0	0	0	14	0
9 Thakur Haridas d Sim Ger	30.00	0	0	0	10	0
10 Jivaprana d Par Fra	27.00	1	0	0	7	0
11 Bk Paul Ber Ger	18.00	0	0	0	6	0

12	Kripa Sindhu d	Sim Ger	15.00	0	0	0	5*	0
13	Dhira Lalita d	LA USA	12.00	2	0	0	0	0
14	Govinda Kunda d	Gol Ger	12.00	0	0	0	4	0
15	Mahateja d	Mil Ita	12.00	2	0	0	0	0
16	Sacitanoy d	LA USA	9.00	1	0	0	1	0
17	Bk Moritz	Kol Ger	6.00	0	0	0	2	0
18	Madhava Caitanya	Mil Ita	6.00	1	0	0	0	0
19	Sanjaya d	Sim Ger	3.00	0	0	0	1	0
20	Doyal Govinda d	Hei Ger	3.00	0	0	0	1	0
21	Rsi Kumar d	Rup USA	3.00	0	0	0	1	0
22	Magadhari d	Rup USA	3.00	0	0	0	1	0

\*\*\*\* Page 6 \*\*\*\*

World Sankirtan Newsletter  
ALL COUNTRIES  
March 2023

Country (Temples)	Points	% Change	M-Big Books	Big Books	Medium Books	Small Books	BTGs Mags	Full Sets
1 India (27)	259100.50	+5%	78845	18015	23060	122540	26095	1810
2 Russia, CIS (74)	62524.00	+869%	21675	4419	9311	36438	0	37
3 United States (15)	31629.20	-59%	9576	5644	4310	8132	1047	79
4 Italy (3)	5263.00	na	1660	0	3244	373	0	0
5 Mexico (3)	4648.00	+281%	275	3711	194	440	0	6
6 GermanyAustria (13)	4170.00	-4%	771	1018	774	1272	0	7
7 Argentina	3355.00	+87%	265	2267	620	848	0	1
8 Ukraine, CIS (5)	2986.25	na	749	801	118	2513	0	0
9 Czech Republic (3)	2593.50	-48%	224	2028	0	470	0	0
10 Brazil (6)	1947.45	+40%	75	1556	0	245	1802	0
11 France (7)	1863.10	-60%	611	3	155	564	241	10
12 Australia	1845.25	-75%	564	60	120	301	0	16
13 Hungary (2)	1383.00	-22%	443	213	73	576	1035	0
14 Chile	1091.75	na	53	930	0	223	0	0
15 South Africa (4)	1016.70	+17%	150	93	81	960	2352	5
16 Canada (2)	907.00	-60%	313	52	90	376	0	12
17 New Zealand (3)	882.00	-2%	239	81	199	462	0	4
18 Bulgaria (2)	836.50	-39%	135	368	116	562	0	0
19 Belarus, CIS	711.50	-65%	278	67	78	198	0	0
20 Colombia	455.75	na	38	226	0	615	0	0
21 Switzerland	423.00	-54%	133	128	16	62	0	0
22 Japan	291.50	-50%	112	26	49	68	0	0
23 Croatia	201.00	-2%	7	92	0	380	0	0
24 Mauritius	189.00	-83%	0	0	15	726	0	0
25 Kenya	144.25	-77%	26	5	20	309	0	0

26 Peru	67.00	-70%	0	67	0	0	0	0
27 Turkey	53.50	-23%	23	2	9	4	0	0
28 Lithuania (2)	37.75	-92%	15	3	0	19	0	0
29 Romania	35.25	-73%	2	0	0	125	0	0
30 Botswana	24.50	na	3	0	0	74	0	0
31 Bosnia	12.00	-88%	1	5	0	20	0	0
32 Moldova, CIS	2.50	na	1	0	0	2	0	0
33 Uruguay	2.25	-99%	0	0	0	9	0	0

(%)Change compared  
to Mar last year

\*\*\*\* Page 7 \*\*\*\*

World Sankirtan Newsletter  
ALL TEMPLES  
March 2023

Temples (size)		Points	% Change	M-Big Books	Big Books	Medium Books	Small Books	BTGs Mags	Full Sets
1 Mayapur (L)	Ind	91288.00	+7%	27691	2098	17811*	30578*23000*		742
2 Mumbai-Juhu (L)	Ind	49509.50*	+2%	16668	1421	2927*	27308*	0	251
3 Vrindavan (L)	Ind	39548.75	-19%	8875	11314	0	38267	0	103
4 Moscow-Goloka Dham	Rus	21489.00	na	10168	150	615	2782	0	0
5 Mumbai-Chowpatty (	Ind	14318.00*	+49%	3428	177	179	2142	0	365
6 Surat (S)	Ind	9796.25	-20%	3317	50*	166	4103*	64	57
7 Silicon Valley (ISV	USA	9445.50	-48%	3539	711	717	152	0	40
8 Bharuch (S)	Ind	9013.30*	+94%	3366*	20	21	680	1307	50
9 Ujjain (L)	Ind	8353.50*	+39%	2467*	774*	853*	2108	0	82
10 Los Angeles (L)	USA	8302.50	-15%	2259	2282	1560	2182	0	3
11 Tirupati (L)	Ind	6649.20	-27%	2835	663	107*	1026	62	0
12 Moscow-Nagornaya (	Rus	6355.75	na	1635	1134	1945	3269	0	6
13 Bhopal (M)	Ind	5494.75	-17%	2332	141*	398*	883*	0	8
14 Cueramaro (S)	Mex	4567.50*	+84%	275	3653*	194	350	0	6
15 Ypsilanti (S)	USA	4153.00*	+53%	1164*	1410*	0	1660	0	0
16 Kurmagram (S)	Ind	3703.25	+12%	1003	11	0	49	0	63
17 Padayatra Orrisa (	Ind	3685.25	-7%	1430	162	0	2365*	0	4
18 Buenos Aires (M)	Arg	3355.00*	+105%	265*	2267*	620*	848*	0	1
19 Krasnodar (S)	Rus	2889.25	na	981	442	186	1281	0	2
20 Milan (M)	Ita	2796.00*	+66%	995*	0	1324	314	0	0
21 Omsk (S)	Rus	2709.00	na	520	97	442	5404	0	0
22 Alachua (S)	USA	2652.35	-14%	701	295	1207*	1041	376	3
23 Moscow (L)	Rus	2581.75*	+144%	1045*	202	94	467	0	4
24 Salem (M)	Ind	2534.75*	+87%	381	576*	118*	3249*	128*	12
25 Moscow-Gita Nagari	Rus	2531.25*	-20%	668*	150	224	2941	0	7
26 Padayatra India (S	Ind	2496.00*	+218%	884*	104*	0	2208*	0	4

27	Rostov-na-Donu (M)	Rus	2315.25	na	610	398	510	1769	0	0
28	Chandigarh (S)	Ind	2285.25	-45%	749	142*	142	1055	54*	12
29	Sankirtan Dham TST	Ita	2277.00	-57%	598	0	1808	59	0	0
30	Vladivostok (M)	Rus	2260.75	na	908	112	190	951	0	0
31	St. Petersburg (L)	Rus	2002.50*	+6%	724*	111	238	1082	0	3
32	Padayatra Uttar Pr	Ind	1937.25	-34%	415	0	0	2125*	0	31
33	Melbourne (L)	Aus	1845.25*	+137%	564*	60*	120*	301*	0	16
34	Prabhupada Bhavan-	Cze	1816.50	-9%	188*	1379	0	246	0	0
35	Atlanta (S)	USA	1727.00*	+44%	532*	188*	249	106	0	10
36	Padayatra Maharast	Ind	1673.00	-10%	577	181*	0	920	0	3
37	Baroda (M)	Ind	1662.50	-25%	691	52	56	370	0	3
38	Habibpur (S)	Ind	1606.25*	+104%	636*	10*	54*	61*	660*	9
39	Kiev (L)	Ukr	1606.00*	+60%	366*	492*	10*	1508*	0	0
40	Berdsk (S)	Rus	1536.75	-38%	110	37	1951	1217	0	0
41	Munich (S)	Ger	1531.50*	+96%	302*	367*	27*	185*	0	1
42	Houston (S)	USA	1372.50	+6%	367	264	73*	776	0	4
43	Simhachalam (M)	Ger	1358.50*	+45%	236*	432*	324*	541	0	2
44	Perm (M)	Rus	1336.00*	+9%	456*	132	12	928	0	3
45	Panihati (S)	Ind	1202.00*	+58%	156	31	52	2232*	770	9
46	New Mayapur (M)	Fra	1108.55	-26%	377	0	88	350	43	6
47	Ufa New Vraja Mand	Rus	1105.00*	+124%	288*	151	225	630	0	3
48	Santiago (S)	Chi	1091.75	-1%	53	930	0	223	0	0
49	Budapest (L)	Hun	1087.00*	+15%	371*	179*	0	374*	725*	0
50	Izevsk (S)	Rus	968.75	na	200	53	67	1785	0	2
51	Ekaterinburg (M)	Rus	963.25*	+36%	331*	79	85*	719*	0	0
52	Durban (L)	Sou	911.65*	+258%	133*	89*	35*	801*	2309	5
53	Kharkov (S)	Ukr	877.75	-10%	226	305*	33	417	0	0
54	Toronto (S)	Can	813.75*	+14%	286*	40	77	293*	0	12
55	Baltimore (MS)	USA	721.00	-45%	259	0	10	0	0	7
56	Denver (M)	USA	715.00	-12%	160	79	55	398	450*	4
57	Porto Alegre (MS)	Bra	712.65	-17%	15*	602	0	69*	634	0
58	Minsk (M)	Bel	711.50	-21%	278	67	78	198	0	0
59	Moscow-Bhaktivedan	Rus	708.00	na	129	10	259	594	0	6
60	Austin (S)	USA	668.00*	+7%	182	103*	237*	330*	0	0
61	Cheboksari (S)	Rus	660.75	+23%	309	9	18	99	0	0
62	Manesar (S)	Ind	659.00	na	282	0	70	240	0	0
63	Cologne(Gauradesh)	Ger	640.00	+9%	110	74	261*	283	0	2
64	Sofia (MS)	Bul	590.25	-34%	88	236	116*	481	0	0
65	Tyumen (S)	Rus	566.25	na	145	76	32	737	0	0
66	Ufa (S)	Rus	559.25	na	138	45	87	779	0	0
67	RupanugaVedicColle	USA	553.50	-30%	166	139	27	182	0	1
68	Novosibirsk (M)	Rus	544.50	na	197	27	50	394	0	0
69	Itajai (S)	Bra	532.10*	+41%	31*	393*	0	92*	541*	0
70	Prague (M)	Cze	528.25	-51%	25	428	0	201	0	0
71	Curitiba (M)	Bra	524.25	-24%	15	426	0	73	500	0
72	Saratov (S)	Rus	516.00	na	68	107	209	674	0	0
73	Laguna Beach (S)	USA	498.00	-41%	112	66*	23	162	120*	5
74	Wellington (S)	New	481.25*	+81%	128	56*	84	149	0	3
75	Sochi (S)	Rus	472.25	-12%	90	48	61	855	0	0
76	Bogota (S)	Col	455.75*	+427%	38*	226*	0	615*	0	0

77	Essentuki (S)	Rus	429.75	na	136	39	150	175	0	0
78	Zurich (S)	Swi	423.00	-56%	133	128	16	62	0	0
79	Krasnoyarsk (S)	Rus	414.00	+16%	60	33	92	860	0	0
80	Sevastopol (MS)	Rus	413.00	na	111	42	79	438	0	0
81	New Orleans (S)	USA	408.50	-17%	16	99*	135	840	0	0
82	Kovrov (S)	Rus	404.00	na	55	82	90	668	0	0
83	Ivanovo (S)	Rus	388.50	-3%	72	51*	276	222	0	0
84	Auckland Loft (S)	New	381.50	-57%	109	25	100	282	0	1
85	Khunti (S)	Ind	376.50	-19%	167	1	33*	100*	0	0
86	Kazan (S)	Rus	369.75	-24%	66	41	95	597	0	0
87	Kirov (S)	Rus	341.25	na	99	31	88	273	0	0
88	Tucson (S)	USA	335.10*	+102%	114*	2	1	130*	1	2
89	Blagovestensk (S)	Rus	318.50	na	71	84	143	84	0	0
90	New Vrajadham-Hung	Hun	296.00*	+75%	72	34	73*	202*	310*	0
91	Tokyo (S)	Jap	291.50	+24%	112	26	49	68	0	0
92	Reunion Island (MS)	Fra	291.00	-27%	87	2	7	14	0	3
93	Gurugram (M)	Ind	290.50	na	126	0	28	98	0	0
94	Padayatra Tamilnad	Ind	283.50	+29%	99	47	0	10	0	1
95	Novorosiysk (S)	Rus	274.00*	0%	84*	13	121	130	0	0
96	Rajpura (S)	Ind	272.75*	+70%	100*	19	0	215*	0	0
97	Tula (S)	Rus	266.50	na	90	43	32	110	0	0
98	Chita (S)	Rus	266.25	-6%	40	25	55	535	0	0
99	Nizhny Novgorod (S)	Rus	252.25	na	46	90	69	143	0	0
100	Stavropol (S)	Rus	249.25	na	59	34	20	349	0	0
101	Krsnuv Dvur (M)	Cze	248.75*	+999%	11*	221*	0	23	0	0
102	Emona (S)	Bul	246.25	-35%	47	132*	0	81*	0	0
103	Voronej (S)	Rus	238.25	na	95	20	19	75	0	0
104	Odessa (S)	Ukr	218.25	-10%	24	4	43*	579*	0	0
105	Kherson (S)	Ukr	210.00	-56%	105	0	0	0	0	0
106	Brahmapur (MS)	Ind	207.00*	+36%	81*	5*	45*	50	50	0
107	Ulyanovsk (S)	Rus	205.75	+999%	59	37	48	107	0	0
108	Zagreb (S)	Cro	201.00	-62%	7	92	0	380	0	0
109	Chelyabinsk (S)	Rus	196.00	-50%	57	0	6	316	0	0
110	Firozepur (S)	Ind	195.50*	+89%	64*	10	0	86*	0	1
111	Prabhupada Desh (M)	Ita	190.00	-29%	67	0	112	0	0	0
112	Bon Accueil (M)	Mau	189.00	-66%	0	0	15*	726	0	0
113	Kaliningrad (S)	Rus	188.50	na	68	0	0	210	0	0
114	Goloka Dhama (S)	Ger	184.50	-22%	24	46	48	78	0	1
115	Nancy (S)	Fra	177.40	-35%	56	0	18	150	189	0
116	Yujhno Sahalinsk (	Rus	167.00	na	76	0	0	60	0	0
117	Florianoapolis (S)	Bra	155.00	-78%	11	119	0	10	115	0
118	Barnaul (S)	Rus	147.00*	+28%	36*	16	44	148	0	0
119	Nairobi (S)	Ken	144.25	-60%	26	5	20	309	0	0
120	Paris Yoga Lyrics	Fra	144.15	-19%	43	1*	23	48	9	0
121	Kemerovo (S)	Rus	141.50	na	50	11	58	6	0	0
122	Vienna (S)	Aus	140.00	-33%	41	33	19	62*	0	0
123	Volkskii (S)	Rus	135.00	na	57	0	25	34	0	0
124	Vladimir (S)	Rus	131.75	na	25	18	8	239	0	0
125	Batala (S)	Ind	130.50	na	57	0	0	66	0	0
126	Heidelberg (MS)	Ger	125.00*	+210%	30*	18*	10*	13	0	1

127	Tours (MS)	Fra	122.50*	+610%	43*	0	1	0	0	1
128	Samara (M)	Rus	110.25	-66%	29	10	29	111	0	0
129	Novoazovsk (S)	Rus	109.75	na	28	24	27	65	0	0
130	Nahodka (S)	Rus	104.00	na	52	0	0	0	0	0
131	Habarovsk (S)	Rus	100.75	-42%	30	10	23	77	0	0
132	Siktivkar (S)	Rus	94.25	-21%	18	16	31	107	0	0
133	Brampton (S)	Can	93.25	-85%	27	12*	13	83	0	0
134	Ryazan (S)	Rus	90.50	na	30	4	5	24	0	1
135	Tolyatti (S)	Rus	86.75	na	18	9	7	153	0	0
136	Cherepovets (S)	Rus	79.75	+25%	28	3	26	31	0	0
137	Arhangelsk (S)	Rus	76.75	+213%	20	9	35	41	0	0
138	Zaporozhye (S)	Ukr	74.25	na	28	0	32	9	0	0
139	Sandton (S)	Sou	69.55	-43%	5	3	46	125*	23	0
140	Miami (S)	USA	69.50	-25%	5	4	12	158	100	0
141	Abakan (MS)	Rus	68.75	na	15	10	20	75	0	0
142	Lima (L)	Per	67.00	-73%	0	67	0	0	0	0
143	Kolomna (S)	Rus	65.50	+999%	24	5	7	36	0	0
144	Krasnoturinsk (S)	Rus	64.25	na	19	10	10	45	0	0
145	Belgorod (S)	Rus	61.00	+114%	12	1	28	88	0	0
146	Tambov (S)	Rus	59.00	-35%	22	1	1	54	0	0
147	Kapurthala (S)	Ind	59.00	-84%	25	6	0	12	0	0
148	Berlin (S)	Ger	55.75	-17%	1	13	26	45*	0	0
149	Istanbul (S)	Tur	53.50	-55%	23	2	9	4	0	0
150	Amursk (S)	Rus	48.25	na	24	0	0	1	0	0
151	Ulan-Ude (S)	Rus	45.50	-30%	14	1	0	66	0	0
152	Mexico City (M)	Mex	45.00	-76%	0	45	0	0	0	0
153	Kostomuksha (S)	Rus	42.25	na	17	7	0	5	0	0
154	Bad Oyenhausen (S)	Ger	38.75	-34%	5	11	29	13	0	0
155	Lagenthal (S)	Ger	38.00	-25%	7	11	13	26	0	0
156	Guadalajara (S)	Mex	35.50	na	0	13	0	90	0	0
157	Timisoara (S)	Rom	35.25	-5%	2	0	0	125	0	0
158	Murmansk (S)	Rus	35.00	+250%	11	3	9	22	0	0
159	Nuernberg (MS)	Ger	34.25	-89%	4	12	17	23	0	0
160	Lipezk (S)	Rus	30.00	-22%	8	1	2	48	0	0
161	Vilnius (S)	Lit	27.00	-96%	13	1	0	0	0	0
162	Gaborone (S)	Bot	24.50*	+29%	3*	0	0	74*	0	0
163	Magnitogorsk (S)	Rus	24.00	-52%	0	2	1	86	0	0
164	East London(SA) (S)	Sou	23.75*	+860%	11*	1	0	3	0	0
165	Vladikavkaz (S)	Rus	23.25	na	3	2	12	37	0	0
166	Minusinsk (S)	Rus	20.50	na	5	5	5	12	0	0
167	Rio de Janeiro (S)	Bra	20.35*	+139%	3	13*	0	1	11	0
168	Hamburg (S)	Ger	20.00	-22%	10	0	0	0	0	0
169	Hamilton (S)	New	19.25	-62%	2	0	15	31	0	0
170	Normandy (MS)	Fra	17.50	-78%	4	0	18*	2	0	0
171	Kurgan (S)	Rus	17.00	+15%	7	0	3	6	0	0
172	Sarajevo (S)	Bos	12.00	-37%	1	5	0	20	0	0
173	Pietermaritzburg (S)	Sou	11.75	-79%	1	0	0	31*	20	0
174	Goryachy Klyuch (S)	Rus	11.50	na	2	0	4	22	0	0
175	Velikiy Novgorod (S)	Rus	11.00	-78%	5	0	1	2	0	0
176	Kaunas (S)	Lit	10.75	-96%	2	2	0	19	0	0



177	Severodvinsk (S)	Rus	10.00	-45%	0	0	5	30	0	0
178	Rybinsk (S)	Rus	9.00	-22%	1	1	0	24	0	0
179	Kotlas (S)	Rus	8.00	+45%	0	4	0	16	0	0
180	Krsna West Orlando	USA	7.75	+63%	0	2	4*	15*	0	0
181	Uhta (S)	Rus	4.00	-83%	1	0	1	6	0	0
182	Pato Branco (S)	Bra	3.10	na	0	3	0	0	1	0
183	Wiesbaden (S)	Ger	3.00	-64%	1	1	0	0	0	0
184	Tiraspol (S)	Mol	2.50	-66%	1	0	0	2	0	0
185	Montevideo (MS)	Uru	2.25	-95%	0	0	0	9	0	0
186	Bryansk (S)	Rus	2.25	-68%	0	0	1	7	0	0
187	Usinsk (S)	Rus	2.25	+125%	0	1	0	5	0	0
188	Paris (S)	Fra	2.00	-76%	1	0	0	0	0	0
189	Liebenau (S)	Ger	0.75	-92%	0	0	0	3	0	0

(%)Change compared  
to monthly average

(\*)New high  
this year

\*\*\*\* Page 8 \*\*\*\*

World Sankirtan Newsletter  
PRABHUPADA DIKSA DISCIPLES  
March 2023

Prabhupada Disciples			Points	% Change	M-Big Books	Big Books	Medium Books	Small Books	BTGs Mags	Full Sets
1	HH Jayapataka Sw	May Ind	20746.75	+148%	8663	5	2375	5385	0	43
2	Bhrgupati d	LA USA	2920.00	-16%	1055	541	508	60	0	0
3	Kripanidhi d	May Ind	1657.50	-17%	554	57	574	246	0	8
4	Divyanga d	Ala USA	855.00	-1%	240*	80	400*	380	0	0
5	Adi Karta d (Gai	Ala USA	721.50*	+361%	217*	185*	150*	110*	0	0
6	Nidra dd	Den USA	600.75*	+54%	160*	79	55	121*	0	4
7	Drumila d	New USA	291.00	-38%	16	84*	100	500	0	0
8	HH Janananda Gos	New Fra	72.00	-3%	18	0	0	0	0	1
9	Tadit dd	LA USA	60.75	+3%	6	10*	40	75	0	0
10	Madhavananda d	Mil Ita	13.50	na	3	0	15	0	0	0

(%)Change compared  
to monthly average

(\*)New record  
for this year

249 Worldwide Temples - Book Points for the year 2023 Jan to Mar



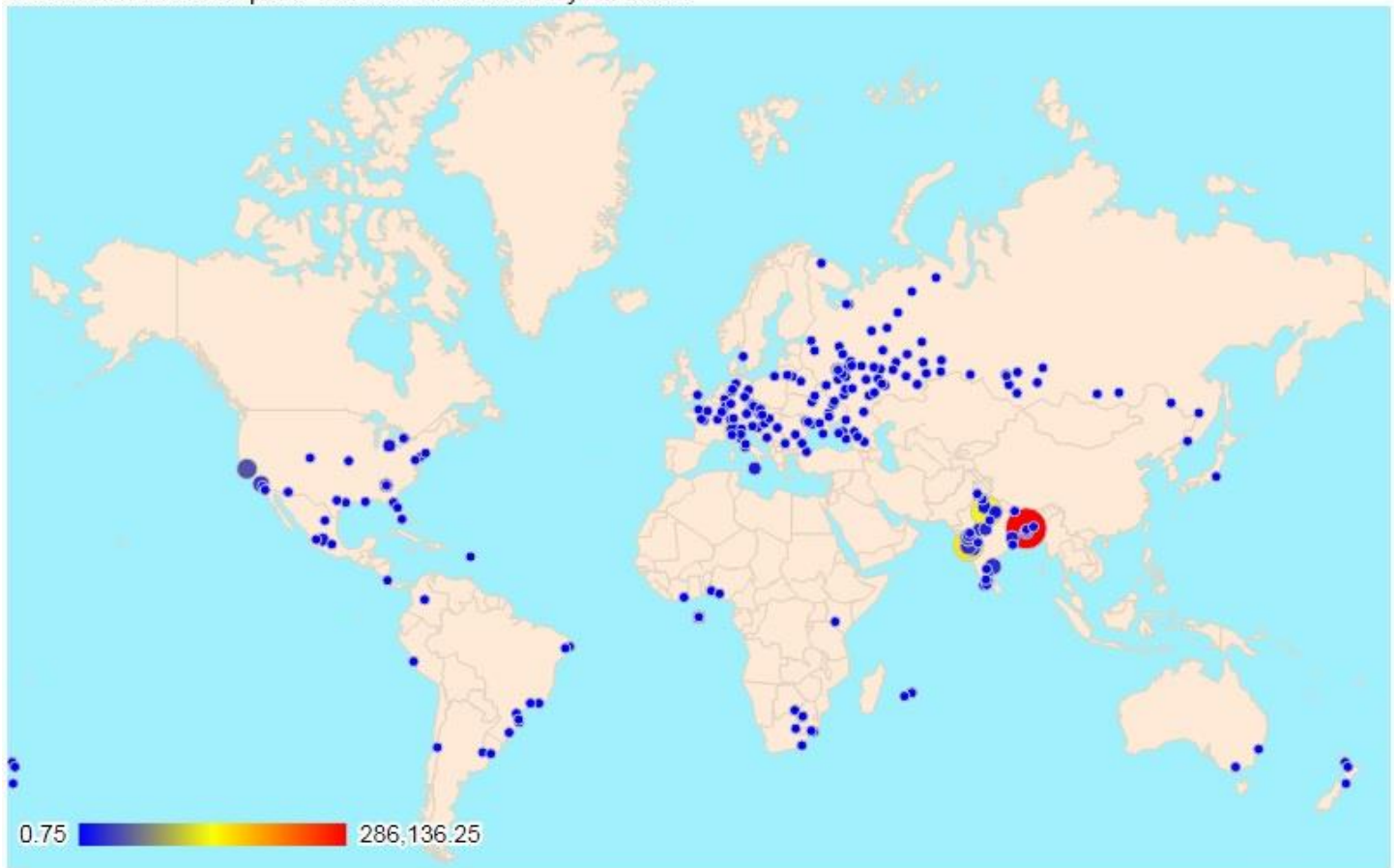
Click/hover on markers to see details (Filter on continent/country to see comparison to last year)

World Sankirtan Newsletter  
 TOP TEN COUNTRIES (CUMULATIVE)  
 January thru March, 2023

Country (Temples)	Points	% Change	M-Big Books	Big Books	Medium Books	Small Books	BTGs Mags	Full Sets
1 India (41)	816744.50	-11%	299243	55581	60069	338502	79974	3790
2 United States (19)	126965.95	-36%	39500	25253	21368	35181	3764	396
3 Russia, CIS (80)	93973.50	+370%	29638	8048	18032	66574	0	63
4 Italy (8)	22348.25	+999%	6030	0	19379	1484	0	4
5 GermanyAustria (15)	10910.00	-2%	2408	2968	2497	3890	0	23
6 Mexico (4)	10154.50	-14%	723	7522	826	2374	0	18
7 Ukraine, CIS (7)	8029.50	+779%	2094	1838	540	6934	0	0
8 Brazil (10)	7288.00	+18%	199	5958	4	1418	5755	0
9 France (10)	6807.95	-21%	2315	72	1105	2599	1298	37
10 Czech Republic (3)	6777.25	-48%	667	5162	0	1125	0	0

(%)Change compared to Jan-Mar 2022

249 Worldwide Temples - Book Points for the year 2023



World Sankirtan Newsletter  
 TOP 100 TEMPLES (CUMULATIVE)  
 January thru March, 2023

Temples (size)		Points (Months)	% Change	M-Big Books	Big Books	Medium Books	Small Books	BTGs Mags	Full Sets	
1	Mayapur (L)	Ind	261710.25 (3)	+3%	95073	7357	45681	86315	48300	1740
2	Mumbai-Juhu (	Ind	146559.00 (3)	+27%	59209	3469	7537	57766	0	527
3	Vrindavan (L)	Ind	136816.50 (3)	na	35883	35209	0	115694	0	199
4	Silicon Valle	USA	45508.25 (3)	+120%	16628	5162	8316	6689	0	232
5	Surat (S)	Ind	34236.60 (3)	+10%	15099	111	599	6280	211	257
6	Los Angeles (	USA	27931.10 (3)	-30%	6397	9526	5766	9484	1801	10
7	Tirupati (L)	Ind	24821.85 (3)	-46%	10681	2105	279	4481	951	0
8	Mumbai-Chowpa	Ind	23924.80 (2)	+99%	7335	572	1057	4572	891	388
9	Pune (L)	Ind	23065.60 (1)	-39%	10586	466	378	4856	113	30
10	Moscow-Goloka	Rus	21489.00 (1) *	na	10168*	150	615	2782	0	0
11	Bhopal (M)	Ind	18775.25 (3)	+413%	8623	387	764	1961	0	28
12	Bharuch (S)	Ind	18298.80 (3)	+7%	7740	115	53	2386	1307*	85
13	Ujjain (L)	Ind	14376.00 (2)	na	4808	1246*	1332	4624	0	106

14	Sankirtan Dha Ita	12955.75(3)	na	3152	0	12892	174*	0	0
15	Padayatra Orr Ind	11598.50(3)	+160%	4646	996*	0	4954	0	19
16	Atlanta Krish USA	10914.75(1)	-80%	3399	3349	1498	75	0	50
17	Kurmagram (S) Ind	10300.75(3)	na	4274	47	0	127	0	140
18	Ypsilanti (S) USA	9591.25(3)	-40%	2580	3318	0	4453	0	0
19	Cueramaro (S) Mex	9542.00(3)	+12%	718	7202	626	1644	0	18
20	Moscow-Gita N Rus	8894.25(3)	na	2329	571	627	12615	0	25
21	Kolkata Newto Ind	8508.00(1)	+999%	3721	34	127	3874	0	8
22	Padayatra Utt Ind	7843.25(3)	+442%	2843	381	0	4441	0	45
23	New Delhi(Pun Ind	7632.50(1)	na	3300	0	390	3350	0	5
24	Buenos Aires Arg	6625.75(3)	-28%	443	4728	1189	1525	0	3
25	Berdsk (S) Rus	6506.50(3)	na	636	712	6775	4540	0	0
26	Chandigarh (S Ind	6468.50(2)	-8%	2362	407	330	3408	78	17
27	Moscow-Nagorn Rus	6355.75(1)	na	1635	1134*	1945	3269	0	6
28	Milan (M) Ita	6157.00(3)	na	1926	0	3831	1296*	0	1
29	Baroda (M) Ind	6097.25(3)	+3%	2539	211	234	2333	0	13
30	St. Petersbur Rus	5771.75(3)	na	1986	509	590	3767	0	4
31	Alachua (S) USA	5748.85(2)	+44%	1470	641	2216	2473	796	9
32	Padayatra Mah Ind	5399.50(3)	+39%	2186	265	0	2618	0	6
33	Salem (M) Ind	5251.50(3)	+24%	1273	778	256	5696	324	38
34	Dhaka-Uttara Ban	4988.60(2)	+25%	1442	370	323	1292	261	44
35	Moscow (L) Rus	4695.00(3)	na	1675	625	368	1640	0	7
36	Philadelphia USA	4534.20(2)	na	2192	101	24	72	148	7
37	Tirunelveli ( Ind	4378.05(2)	-18%	1146	50	112	3665	10638	4
38	Madurai (S) Ind	4134.40(1)	-40%	1308	6	18	2938	7689	8
39	Atlanta (S) USA	4128.50(3)	-4%	1412	539	716	334	0	35
40	New Mayapur ( Fra	4124.10(3)	-27%	1257	57	865	1841	632	13
41	Houston (S) USA	3960.25(3)	+32%	1212	837	111	1999	0	8
42	Prabhupada Bh Cze	3815.50(2)	-46%	359	2961	0	546	0	0
43	Perm (M) Rus	3790.00(3)	-21%	1201	579	118	2784	0	3
44	Trivandrum (S Ind	3638.00(2)	-50%	1068	30	77	734	3000	3
45	Kiev (L) Ukr	3609.00(3)	na	918	975	15	3162	0	0
46	Melbourne (L) Aus	3399.25(3)	-39%	1250	96	198	513	0	19
47	Santiago (S) Chi	3298.75(3)	+428%	170	2769	0	759	0	0
48	Padayatra Ind Ind	3280.25(2)	-40%	1093	175	0	3389	0	4
49	Simhachalam ( Ger	3233.50(3)	+16%	593	1063	879	1551	0	2
50	Munich (S) Ger	3093.50(3)	+84%	744	961	58	459	0	1
51	Budapest (L) Hun	2982.05(3)	-11%	1058	467	0	951	1613	0
52	Krasnodar (S) Rus	2889.25(1)	+510%	981	442	186	1281	0	2
53	Kharkov (S) Ukr	2825.75(3)	na	714	850	177	1837	0	0
54	Panihati (S) Ind	2726.25(3)	-38%	583	218	150	3249	2570	15
55	Omsk (S) Rus	2709.00(1)	na	520	97	442	5404	0	0
56	Prague (M) Cze	2701.00(3)	-37%	293	1976	0	556	0	0
57	Minsk (M) Bel	2513.75(3)	-24%	982	279	188	707	0	0
58	Porto Alegre Bra	2438.25(3)	+208%	39	2148	0	131	1795	0
59	Habibpur (S) Ind	2392.00(2)	na	998	12	89	98	990	14
60	Ekaterinburg Rus	2383.50(3)	-37%	766	274	195	1920	0	0
61	Sofia (MS) Bul	2381.50(3)	-58%	528	760	287	1688	0	0
62	Denver (M) USA	2334.00(3)	-2%	627	295	179	1986	550	10
63	Zurich (S) Swi	2330.50(3)	+16%	642	761	455	210	0	3

64	Rostov-na-Don	Rus	2315.25(1)	na	610	398	510	1769	0	0
65	Vladivostok (	Rus	2260.75(1)	na	908	112	190	951	0	0
66	Toronto (S)	Can	2239.60(3)	-56%	809	156	322	642	1	26
67	Laguna Beach	USA	2173.40(3)	+39%	754	122	135	1254	140	16
68	Auckland Loft	NZ	2152.00(3)	-46%	689	338	319	1034	0	3
69	RupanugaVedic	USA	2128.75(3)	-43%	653	552	139	705	15	5
70	Ufa New Vraja	Rus	2089.75(3)	na	593	255	381	1401	0	4
71	Baltimore (MS	USA	2033.00(2)	+23%	859	57	10	220	0	7
72	Sydney-North	Aus	1969.20(1)	-77%	842	98	170	318	227	2
73	Curitiba (M)	Bra	1909.45(3)	+173%	46	1565	4	283	1797	0
74	Cologne(Gaura	Ger	1816.25(3)	+53%	432	299	641	752	0	10
75	Padayatra And	Ind	1740.00(2)	na	730	50	0	800	300	0
76	Cheboksari (S	Rus	1733.75(3)*	na	773*	42	97	389	0	0
77	Bhaktivedanta	Eng	1675.75(1)	-81%	550	111	770	319	0	1
78	Phoenix(MA) (	Mau	1638.20(2)	na	223	27	125	4386	62	0
79	Floridianopolis	Bra	1588.55(3)	-52%	43	1209	0	813	903	0
80	Sochi (S)	Rus	1543.00(3)	na	237	237	327	2674	0	0
81	Durban (L)	SA	1421.40(3)	+67%	304	132	44	1282	2309	7
82	Ljubljana (S)	Slo	1390.50(2)	-29%	460	77	124	1326	0	0
83	New Orleans (	USA	1387.00(3)	+398%	89	210	722	2552	0	0
84	Vilnius (S)	Lit	1352.25(3)	+2%	293	576	69	623	0	0
85	Kazan (S)	Rus	1346.75(3)	na	288	97	372	1951	0	0
86	Brampton (S)	Can	1339.75(3)	na	541	21	91	765	0	3
87	Khunti (S)	Ind	1310.00(3)*	na	617*	4*	61*	166*	0	0
88	San Diego (M)	USA	1296.50(2)	-85%	400	250	338	310	0	0
89	Bon Accueil (	Mau	1295.25(3)	+6%	0	44	30	4945	0	0
90	Austin (S)	USA	1294.75(2)	-65%	394	197	368	503	0	0
91	Itajai (S)	Bra	1286.95(3)	+53%	66	995	0	143	1242	0
92	Navsari (S)	Ind	1273.75(2)	na	319	533	83	215	18	1
93	Zagreb (S)	Cro	1269.25(3)	na	240	362	14	1681	0	0
94	Ivanovo (S)	Rus	1185.50(3)	na	197	136	992	638	0	0
95	Krasnoyarsk (	Rus	1130.50(3)	na	176	99	254	2210	0	0
96	Reunion Islan	Fra	1091.75(3)	+545%	471	5	29	89	0	17
97	New York Quee	USA	1063.25(2)	+48%	153	50	773	1283	0	0
98	Wellington (S	NZ	1012.50(3)	-17%	300	110	214	422	0	5
99	Emona (S)	Bul	999.25(3)	+86%	318	283	80	161	0	0
100	Patiala (S)	Ind	997.00(2)	na	439	67	21	132	85	2

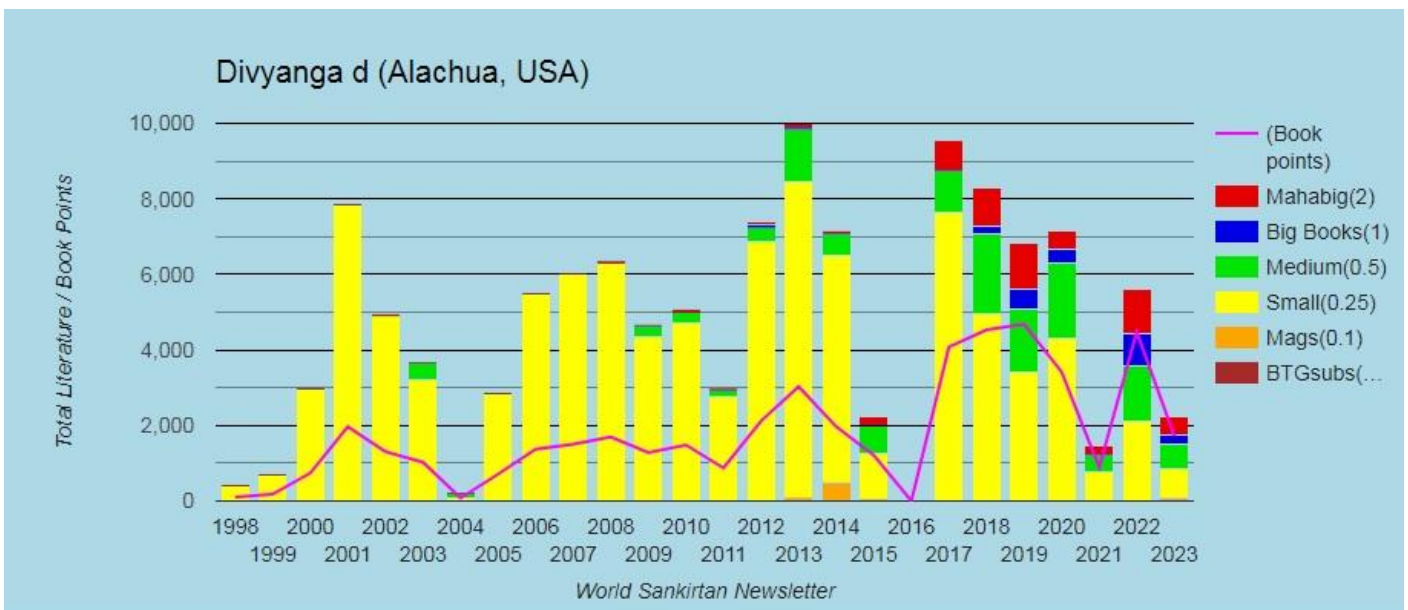
(%)Change compared  
to Jan-Mar 2022

(\*)Better than  
last year

World Sankirtan Newsletter  
SPECIAL TEAMS BOOK DISTRIBUTION (CUMULATIVE)  
January thru March, 2023

Individuals	Points (Months)	% Change	M-Big Books	Big Books	Medium Books	Small Books	BTGs Mags	Full Sets
1 Sitaram d Mum Ind	57726.25(3)	na	25548	821	203	20743	0	66
2 HH Jayapat May Ind	37454.00(3)	+28%	15167	103	5398	13744	0	65
3 Kamalapati May Ind	15510.25(3)	na	5406	373	395	11471	0	236
4 HH Bhakti May Ind	13653.75(3)	na	4159	108	4944	8503	0	105
5 Radha Krsn Mum Ind	11751.25(3)	na	3599	527	1148	2217	0	176
6 Varadraj d Pun Ind	10734.25(1)	na	5334	30	20	105	0	0
7 Parijat dd Mum Ind	10723.50(1)	na	5360	2	1	4	0	60
8 Balai Vraj May Ind	9507.50(1)	na	4260	500	500	950	0	30
9 Ratnanga A May Ind	7817.00(1)	na	3656	160	360	660	0	43
10 Amiya Vila May Ind	7484.25(1)	-32%	3695	67	0	109	0	8
11 Vinoyanand May Ind	6900.00(1)	na	3200	500	0	0	0	0
12 Harish Can Mum Ind	5424.50(1)*	na	2031	376*	1262*	1062	0	4
13 Sundar Cai Mum Ind	5394.00(1)	na	2697	0	0	0	0	2
14 Ranajayee May Ind	5098.25(1)	na	2526	6	65	31	0	57
15 Bimal Madh May Ind	4704.50(1)	na	1225	0	0	18	0	125
16 Cakravarti Mum Ind	4606.25(1)	na	1998	109	554	897	0	7
17 Bhagavat A Mum Ind	3848.75(1)	na	1738	28	20	1339	0	26
18 Hemagiri d Mum Ind	3297.00(1)	na	1182	211	451	1482	0	6
19 Sitanath d Ujj Ind	2006.00(1)*	na	592	230*	186*	700*	0	12
20 HH Bhakti Ujj Ind	1958.00(1)	na	502	0	0	0	0	53
21 Prematma G May Ind	988.75(1)	na	487	0	0	59	0	40

(%)Change compared to Jan-Mar 2022                      (\*)Better than last year



World Sankirtan Newsletter  
TOP 50 INDIVIDUALS (CUMULATIVE)  
January thru March, 2023

Individuals			Points (Months)	% Change	M-Big Books	Big Books	Medium Books	Small Books	BTGs Mags	Full Sets	
1	Prema Bhak	May	Ind	10189.25(3)*	na	1268	166	10103*	7727*	0	26
2	Bhrgupati	LA	USA	9838.50(3)	-20%	3493	1875	1851	208	0	0
3	Sukhamay B	May	Ind	9744.00(3)*	na	3082*	1128*	3387*	1738*	0	14
4	Paramesvar	Yps	USA	9591.25(3)	-39%	2580	3318	0	4453	0	0
5	Harish Can	Mum	Ind	8531.00(2)	-10%	3349	522	1895	1454	0	10
6	Yoga Nrishi	May	Ind	7628.75(3)	+39%	2010	368	3268	4987	0	29
7	Ananta Ach	May	Ind	7383.25(3)	-3%	1505	57	4110	5949	0	52
8	Kamal Naya	Mum	Ind	7106.75(3)	+115%	1611	21	675	14105	0	1
9	Sabda Brah	May	Ind	6652.75(3)	+46%	2146	773	1939	1321	0	32
10	Subal Gour	May	Ind	6078.00(3)	+24%	2482	13	1	514	0	82
11	Panchajany	May	Ind	5939.00(3)	+42%	2856	1	17	150	0	14
12	Kripanidhi	May	Ind	5656.50(3)	na	1865	367	2349	964	0	23
13	Subikram B	May	Ind	5377.50(2)	+131%	2662	2	11	184	0	12
14	Hemagiri d	Mum	Ind	4598.00(2)	-4%	1729	344	695	1794	0	8
15	Prema Sank	LA	USA	4546.00(3)	-14%	1362	1068	1327	145	0	1
16	Gopal Bala	May	Ind	4081.75(3)	na	1462	4	1	869*	0	50
17	Bhaktiman	May	Ind	3651.75(3)	+33%	1125	72	796*	1351*	0	42
18	Sura d	Mum	Ind	3296.00(1)	+999%	829	0	0	0	0	91
19	Prematma G	May	Ind	3244.50(2)	+78%	1126	1	20	614*	0	49
20	Sandhartha	May	Ind	3218.50(1)	na	1291	419	235	400	0	26
21	Radha Vraj	Mum	Ind	3212.00(3)	+575%	1606	0	0	0	0	0
22	Sacitanoy	LA	USA	3092.00(3)	-32%	396	1869	831	35	0	0
23	Rasesvar K	May	Ind	3060.00(1)	+34%	1480	100	0	0	0	25
24	Abhimanyu	Atl	USA	3041.75(1)	-57%	857	1099	456	3	0	1
25	Vrajnath d	New	Ind	3036.00(1)	na	1518	0	0	0	0	1
26	Gadadhara	Cat	Ita	2943.75(2)	na	843	0	2421	35	0	0
27	Nitai Lila	Cat	Ita	2921.25(2)	na	622	0	3062	90	0	0
28	Jayananda	May	Ind	2853.50(1)	+164%	1423	0	0	30	0	0
29	Gokul Ranj	Mum	Ind	2842.75(1)	na	1268	218	19	317	0	6
30	Paramatma	Mun	Ger	2838.25(3)	+125%	693	939	48	417	0	0
31	Paramatma	May	Ind	2591.50(1)	na	819	93	17	240	0	37
32	Gokuleshwa	Mum	Ind	2561.00(3)	na	833	42	98	1200	0	21
33	Sulochan d	May	Ind	2448.00(3)	+29%	1049	121	1	122	0	17
34	Jay Gauran	Mil	Ita	2382.50(3)	na	1086	0	295	252	0	1
35	Mahotsaha	Atl	USA	2346.50(1)	-85%	822	600	202	6	0	12
36	Ananda Kir	LA	USA	2343.75(3)	-62%	866	337	200	411	0	7
37	Sacipriya	May	Ind	2338.75(3)*	na	562*	243*	943*	1209*	0	9
38	Bhagavat K	Pun	Ind	2329.25(1)	na	983	28	59	1223	0	6
39	Jay Brajes	May	Ind	2285.00(2)	na	845	2	250	432	0	64
40	Patit Uddh	May	Ind	2259.50(1)	-29%	1099	20	38	90	0	13
41	Rukmini Va	May	Ind	2160.50(1)	-2%	1025	50	104	34	0	17

42	Bk Vijaya	Bho Ind	2061.25(3)	na	910	79	229	191	0	0
43	Advaita d	Bho Ind	2021.00(3)	na	907*	75	79	370	0	0
44	Satish She	Pun Ind	2006.00(1)	na	1003	0	0	0	0	0
45	Purnananda	May Ind	1928.00(3)	+50%	708	1	1	314	0	29
46	Keshav d	Ujj Ind	1869.25(1)	na	925	5	23	11	0	0
47	Vedasara d	Sim Ger	1804.25(3)	na	486	375	313	750	0	2
48	Arun Govin	May Ind	1799.75(3)	+75%	566	103	881	425	0	2
49	Supriya Si	May Ind	1785.50(3)	na	622	2	1	140	0	40
50	Divyanga d	Ala USA	1723.00(2)	+41%	473	240	670	780	70	0
				(%)Change compared					(*)Better than	
				to Jan-Mar 2022					last year	

#### FAIR PLAY RULES

1997 GBC Resolution #103: That the score system for the Sankirtan Newsletter is changed to include the following for individual distribution:

#### 1. The category "Regular"

- (a) to count only literature which is actually sold for some profit (ideally double BBT price) and given into the hands of the receivers personally.
- (b) literature distributed by accepting post dated checks shall only be counted when at least the BBT price has been received.

#### 2. The new category "Subsidized" for the following methods of distribution for individuals:

- (a) devotees working in teams of two or more and recording their group effort as one score.
- (b) subsidized books which are sold for BBT price or less.
- (c) sponsored books which are given to people who can value them (i.e. VIPs, libraries, schools, prisons, etc.).

Those individuals who are doing these types of subsidized distribution must specify it when reporting scores to the newsletter. Temple and Country scores stay the same. There is no need to report temple scores in two categories.

#### 3. Free distribution

Free distribution by individuals and temples who give out literature free of cost shall not be counted in the newsletter (except as provided for in "Subsidized" above).

Note: Individuals distributing an unusually large number of books will automatically be put in the Special Teams Unlimited (Subsidized) category unless they explain why they belong in the Regular category.



The Regular category in the Sankirtan Newsletter is for devotees who approach people one-on-one and personally give them books, getting at least the book cost from each person.

The Team category (or Special Teams Unlimited category) is for everything else, including corporate book distribution, sponsored books, donated books, books sold below BBT cost, groups of two or more devotees, special temple programs, and devotees getting extra help in any other way which other devotees do not have equal access to and which makes it unfair to be included in the Regular category.

95% of all books must be purchased from your local BBT (2004 GBC Res #411).

Thank you for making the Sankirtan Newsletter more useful, meaningful, fair and transparent.