

Please accept my humble obeisances. All glories to Srila Prabhupada!

The big news for August is that a 72-year-old devotee was the No. 1 book distributor, and this isn't his first time. Bhrgupati Prabhu did 6,666 book points, going out to college campuses for five hours, five days a week. Yesterday, for example, he collected over \$1,200 and distributed over a hundred books. Bhrgupati gets Krsna's mercy.

Now for the world. In the Large Temple category, the No. 1 temple was Mayapur, which did 129,795 book points. Pune had the biggest increase in this category, 141%, with 40,695 book points. Among the Medium temples, Salem was No. 1, with 4,818 book points. The Medium temple that increased the most was Denver, with 2,241 book points, a 201% increase. In the Small Temple category, Dhaka-Uttara, Bangladesh, was No. 1, with 9,877 book points, which was also the biggest increase: 132%. In the Maha-Small Temple category, Baltimore was No. 1, with 2,522 book points, which was also the biggest increase: 268%.

All glories to the sankirtan devotees!

Your servant,
Vijaya Dasa
iskconbookdistribution.com

For the latest results and to send in your scores go to WSNmobile.com.
Now with instant results when you enter your own scores.

WORLD		WORLD		SANKIR		NEWS		LETTER
WWW		WWW		SSS	TAN	NEWS		NEW
WWW		WWW		SSS	SSS	NEWSLE		NEW
WWW	WWW	WWW		SSSSS		NEW NEWS		NEW
WWW	WORLD	WWW		SANKIR		NEW	NEWS	NEW
WORLD	WORLD			SSS	TAN	NEW		LETTER
WWW	WWW			SAN	SSS	NEW		NEWSL
WW	WW			KIRTAN		NEWSL		ETTER

W O R L D S A N K I R T A N N E W S L E T T E R

August 2023

10/01/2023

For the pleasure of Srila Prabhupada this page
contains the following results for the month of August 2023.

World Totals	Page 2
Monthly Congregation and Weekend Warriors	Page 2
Monthly Continents	Page 3
Monthly Arabic Temple Distribution	Page 3
Monthly Top Ten Temples by Size	Page 3
Monthly Top Ten Temples by Continent	Page 4
Monthly Top Teams and Individuals	Page 5
Monthly Arabic Individual Distributors	Page 5
Monthly All Countries	Page 6
Monthly All Temples	Page 7
Monthly All Prabhupada Diksa Disciples	Page 8
Cumulative Top Ten Countries	Page 9
Cumulative Top Ten Temples	Page 9
Cumulative Top 50 Individuals Worldwide	Page 9

All glories to your service,
Your servant, Mayapur Sasi dasa

135 Worldwide Temples - Book Points for August, 2023

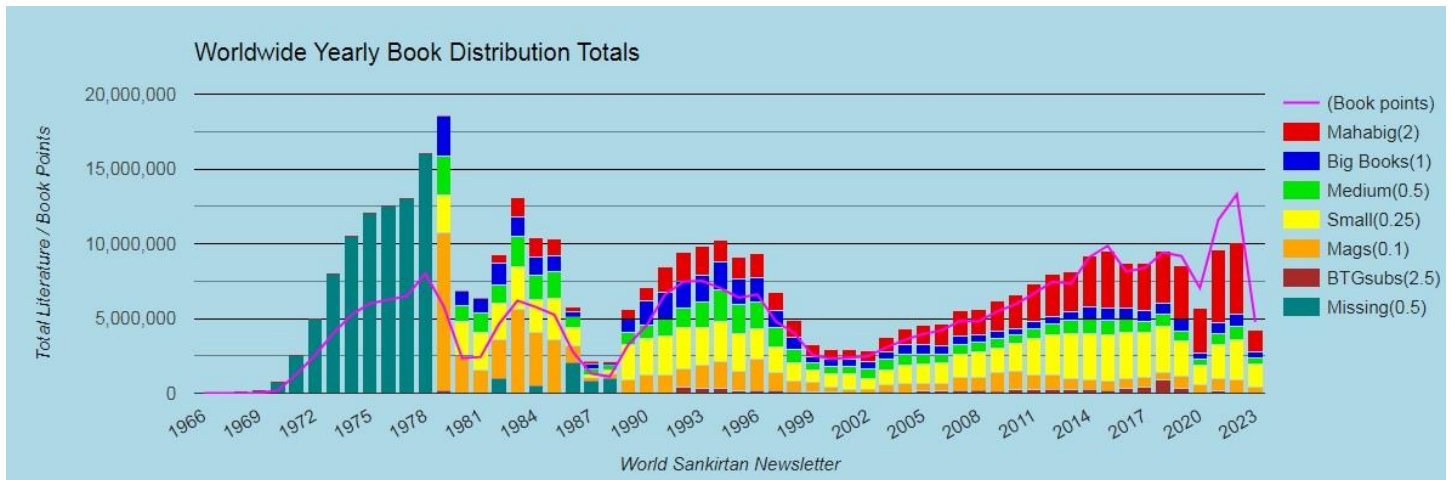


Click/hover on markers to see details (Filter on continent/country to see comparison to last year)

```

* * * * *
*           -- OFFERING TO SRILA PRABHUPADA --
*
*   During the month of August 2023, 136 temples reported
*   distributing the following number of books:
*
*           192,749 Maha-big books
*           51,589 Big books
*           55,120 Medium books
*           171,889 Small books
*           35,468 Magazines
*           165 BTG subscriptions
*           3,180 Full sets
*
*           507,805 literatures for the month
*           4,298,079 literatures year-to-date
*           587,577,147 literatures worldwide since 1965
*
*           All glories to Srila Prabhupada!
* * * * *

```



WORLDWIDE BOOK DISTRIBUTION
Total Literatures Distributed

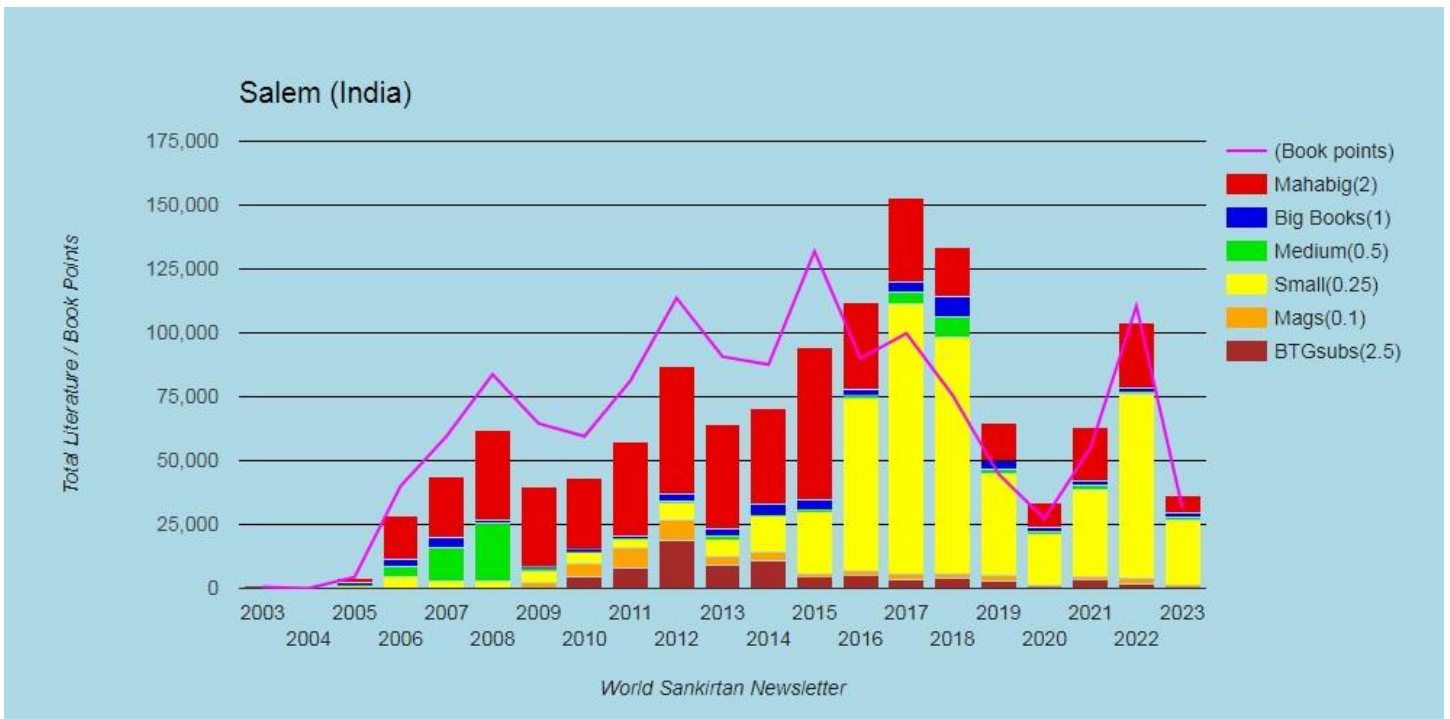
World Sankirtan Newsletter
CONGREGATIONAL PREACHING
August 2023

Congregation and Weekend Warriors				% Points Change	M-Big Books	Big Books	Medium Books	Small Books	BTGs Mags
1 WW Team ISV Week Sil	USA	44023.25	23.25*	+435%	12183*	3207*	4658*	7439*	0
2 Nama Hatta Dept May	Ind	9178.00		+25%	2637	722	2266	3372	0
3 ISV Motel Gita Sil	USA	7690.00		-19%	0	2528*	5160*	10328*	0
4 WW Jiva Daya Mar Bal	USA	2522.00		+350%	846*	0	0	440*	0
5 WW Weekend Warri Bha	Eng	37.75		-57%	8	5	20	27	0

(%)Change compared to monthly average (*)New record for this year

World Sankirtan Newsletter
MONTHLY CONTINENTS
August 2023

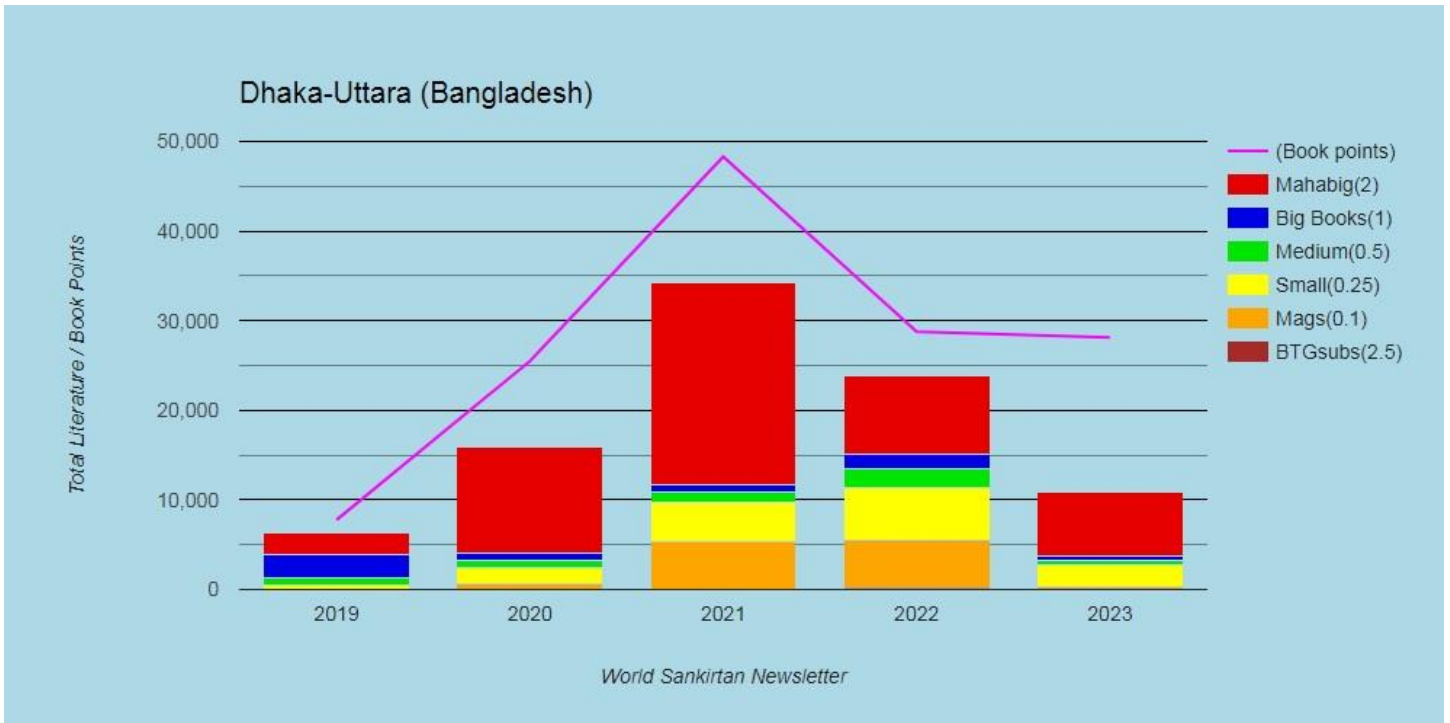
Continent (temples)	Points	% of World	M-Big Books	Big Books	Medium Books	Small Books	BTGs Mags	Full Sets
1 Asia (33)	393127.75	63%	131918	25930	23336	125057	31310	1769
2 North America (30)	182132.05	29%	48751	20303	20357	32508	1233	1288
3 Europe (50)	27854.90	4%	6908	3536	10395	8815	2879	53
4 Australasia (6)	9244.00	1%	3284	292	348	1305	90	55
5 CIS (7)	3793.25	1%	1415	95	451	2067	0	4
6 Africa (5)	1795.80	0%	391	23	233	1836	193	11
7 Latin America (5)	1724.55	0%	82	1410	0	301	753	0



World Sankirtan Newsletter
ARABIC AND FARSI BOOK DISTRIBUTION BY TEMPLE
August 2023

Special Promotion Arabic/Farsi Mahabig 6 pts each, Small 3 pts each

Temples (size)	Points	Arabic M-Big	Arab Big	Arabic Medium	Arab Small	Arab Mags
1 Silicon Valley (ISV USA)	948.00	37	0	0	242	0
2 Vrindavan (L) Ind	900.00	0	0	0	300	0
3 Simhachalam (M) Ger	522.00	5	0	0	164	0
4 Goloka Dhama (S) Ger	156.00	0	0	0	52	0
5 Los Angeles (L) USA	153.00	13	0	0	25	0
6 Munich (S) Ger	117.00	0	0	0	39	0
7 Cologne (Gauradesh) Ger	99.00	1	0	0	31	0
8 Milan (M) Ita	72.00	3	0	0	18	0
9 Paris (S) Fra	33.00	2	0	0	7	0
10 Berlin (S) Ger	27.00	0	0	0	9	0
11 New Mayapur (M) Fra	24.00	0	0	0	8	0
12 Nuernberg (MS) Ger	6.00	0	0	0	2	0
13 Lyon (S) Fra	6.00	0	0	0	2	0
14 Melbourne (L) Aus	3.00	0	0	0	1	0
15 Langenthal (S) Swi	3.00	0	0	0	1	0



World Sankirtan Newsletter

TOP TEN TEMPLES BY SIZE

August 2023

			% Points Change	M-Big Books	Big Books	Medium Books	Small Books	BTGs Mags	Full Sets
TOP TEN LARGE TEMPLES (41+ devotees)									
1	Mayapur	Ind	129795.00* +62%	35880	4351*	15899	28370	23000*	1148
2	Mumbai-Juhu	Ind	76215.75* +55%	32593*	1108	1971	15729	0	141
3	Silicon Valley (ISV)	USA	51713.25*+214%	12183*	5735*	9818*	17767*	0	351
4	Vrindavan	Ind	40807.75 -5%	9561	13248	0	28507	0	35
5	Pune	Ind	40695.60*+141%	16004*	3270*	702*	11882*	674*	63
6	Los Angeles	USA	27776.70*+133%	5952*	8529*	7672*	5885*	77	56
7	New Delhi	Ind	21569.20 -88%	8617	784	1165	6190	4492	27
8	Tirupati	Ind	13318.20 +52%	5749	1404	252*	1112	122	0
9	Mumbai-Chowpatty	Ind	9044.05 +32%	3815	201	214	1543	817	19
10	Mumbai-Kharghar	Ind	5656.00 na	1995	0	791	4362	0	5

TOP TEN MEDIUM TEMPLES (21-40 devotees)

1	Salem	Ind	4818.50* +80%	1090	18	124	6320*	178	35
2	Bhopal	Ind	4446.00 -29%	1801	111	211	350	0	15
3	Sydney-North	Aus	3820.00 +28%	1523	12	67	70	90	20
4	Pandharpur	Ind	3610.00 +5%	1805*	0	0	0	0	0
5	San Diego	USA	3211.75 +24%	1069	671	489	489	0	1
6	Simhachalam	Ger	3013.50*+169%	488	816*	831*	1340*	0	0
7	Baroda	Ind	2506.75 +9%	757	130	95	2685	0	5
8	Denver	USA	2241.75*+201%	493*	126	299	901	350	20
9	Perm	Rus	1858.50 +26%	693	8	167	1020	0	4
10	Bharuch	Ind	1533.05 -71%	536	5	8	307	153	10

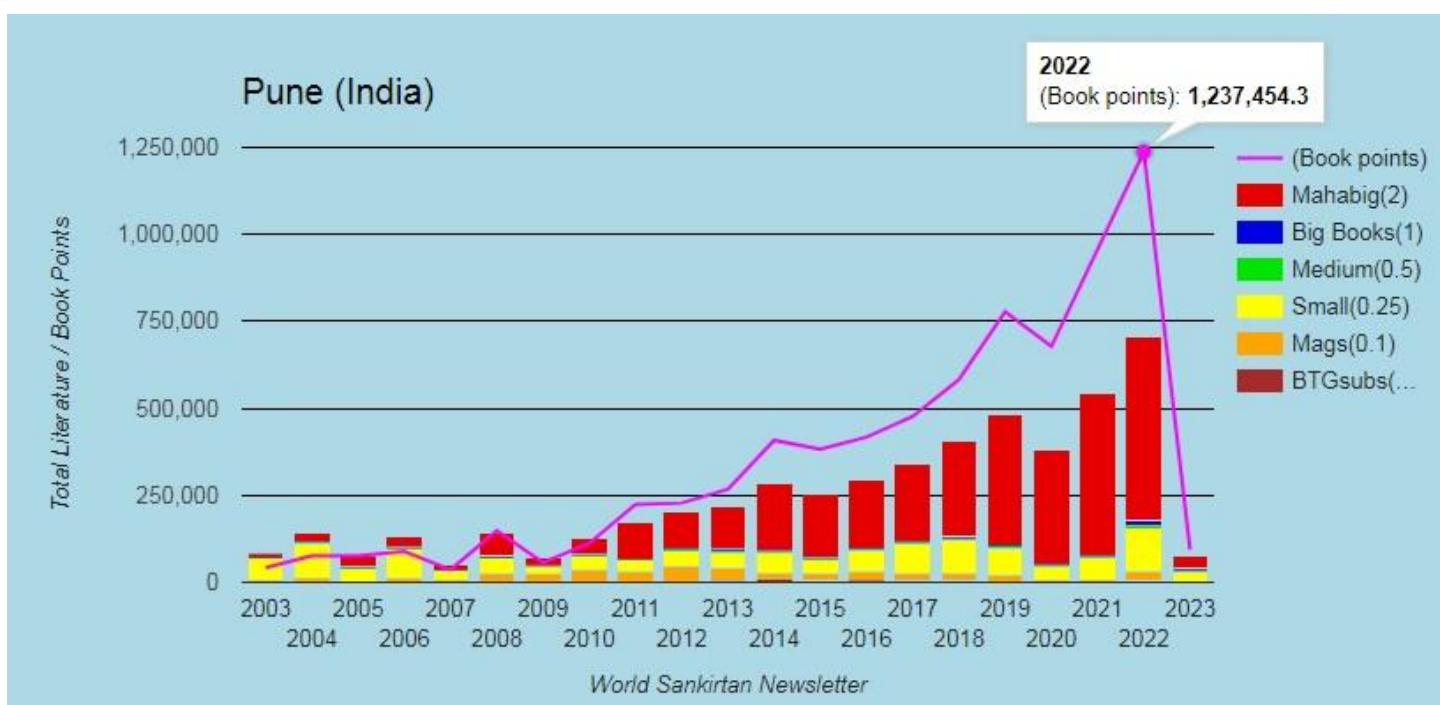
TOP TEN SMALL TEMPLES (6-20 devotees)

(Note: Krishna Life's score is a cumulative total)

1	Atlanta Krishna Li	USA	73981.00*+578%	22215*	2731	0	0	0	745
2	Dhaka-Uttara	Ban	9877.75 +132%	2480	36	20	263	0	136
3	Surat	Ind	9204.65 -7%	3015	45	346*	2569	28	75
4	Sankirtan Dham TST	Ita	4000.00 -14%	826	0	4624	0	0	1
5	Ypsilanti	USA	3250.00 -9%	960	920	100	1440	0	0
6	Padayatra Maharast	Ind	2667.25* +73%	1068	51	0	1201	0	7
7	Amsterdam	Hol	2626.00 +20%	1201	0	65	334	0	3
8	Alachua	USA	2289.50 -20%	561	220	398	718	650*	15
9	Jamnagar	Ind	2280.75 +71%	751	41*	45*	379*	366*	14
10	Padayatra India	Ind	2228.00 +35%	416	33	0	5452*	0	0

TOP TEN MAHA-SMALL TEMPLES (1-5 devotees)

1	Baltimore	USA	2522.00*	+268%	846*	0	0	440*	0	20
2	Ottawa	Can	701.50	na	182	67	97	166	5	5
3	Bologna	Ita	543.50*	+67%	125	0	155*	0	0	6
4	Winnipeg	Can	523.75	na	247	18	11	25	0	0
5	Calgary	Can	502.70	+59%	128	14	48	114	2	5
6	Genova	Ita	452.00	-46%	103	0	491	2	0	0
7	Porto Alegre	Bra	347.40	-63%	4	336	0	8	14	0
8	Sofia	Bul	291.25	-51%	20	194	10	209	0	0
9	Athens	Gre	117.00	-25%	49	0	38	0	0	0
10	Chernigov	Ukr	110.00	+75%	55	0	0	0	0	0



World Sankirtan Newsletter
TOP TEN TEMPLES BY CONTINENT
August 2023

	%	M-Big	Big	Medium	Small	BTGs	Full
Points	Change	Books	Books	Books	Books	Mags	Sets

TOP TEN TEMPLES - ASIA

1	Mayapur	Ind	129795.00	+85%	35880	4351	15899	28370	23000	1148
2	Mumbai-Juhu	Ind	76215.75	+77%	32593	1108	1971	15729	0	141
3	Vrindavan	Ind	40807.75	+8%	9561	13248	0	28507	0	35
4	Pune	Ind	40695.60	+221%	16004	3270	702	11882	674	63
5	New Delhi	Ind	21569.20	-86%	8617	784	1165	6190	4492	27

6	Tirupati	Ind	13318.20	+74%	5749	1404	252	1112	122	0
7	Dhaka-Uttara	Ban	9877.75	+190%	2480	36	20	263	0	136
8	Surat	Ind	9204.65	+7%	3015	45	346	2569	28	75
9	Mumbai-Chowpatty	Ind	9044.05	+54%	3815	201	214	1543	817	19
10	Mumbai-Kharghar	Ind	5656.00	na	1995	0	791	4362	0	5

TOP TEN TEMPLES - NORTH AMERICA

(Note: Krishna Life's score is a cumulative total)

1	Atlanta Krishna Li	USA	73981.00	+999%	22215	2731	0	0	0	745
2	Silicon Valley (ISV)	USA	51713.25	+266%	12183	5735	9818	17767	0	351
3	Los Angeles	USA	27776.70	+167%	5952	8529	7672	5885	77	56
4	Ypsilanti	USA	3250.00	+4%	960	920	100	1440	0	0
5	San Diego	USA	3211.75	+45%	1069	671	489	489	0	1
6	New Vrindaban	USA	2625.75	+60%	842	273	521	409	0	9
7	Baltimore	USA	2522.00	+329%	846	0	0	440	0	20
8	Alachua	USA	2289.50	0%	561	220	398	718	650	15
9	Denver	USA	2241.75	+244%	493	126	299	901	350	20
10	Houston	USA	2093.50	+79%	585	345	68	1170	0	7

TOP TEN TEMPLES - EUROPE

1	Sankirtan Dham TST	Ita	4000.00	0%	826	0	4624	0	0	1
2	Simhachalam	Ger	3013.50	+207%	488	816	831	1340	0	0
3	Amsterdam	Hol	2626.00	+50%	1201	0	65	334	0	3
4	Budapest	Hun	1623.50	+56%	536	40	61	1250	1685	0
5	Radhadesh	Bel	1448.50	+98%	372	30	341	0	0	14
6	Paris	Fra	1201.25	+497%	482	2	62	148	320	3
7	Cologne (Gauradesh)	Ger	1179.00	+173%	192	330	279	513	0	3
8	Prabhupada Bhavan-	Cze	1162.25	-2%	124	853	0	101	0	1
9	New Mayapur	Fra	1076.10	-37%	287	7	263	440	336	6
10	Prague	Cze	1048.50	+14%	175	651	22	146	0	0

TOP TEN TEMPLES - AUSTRALASIA

1	Sydney-North	Aus	3820.00	+60%	1523	12	67	70	90	20
2	Melbourne	Aus	3199.75	+212%	1104	104	86	272	0	24
3	Auckland Loft	New	1594.00	+59%	484	108	102	716	0	8
4	Wellington	New	470.50	-54%	135	65	86	226	0	1
5	Dunedin	New	144.00	na	36	0	0	0	0	2
6	Hamilton	New	15.75	-56%	2	3	7	21	0	0

TOP TEN TEMPLES - CIS

1	Perm	Rus	1858.50	+44%	693	8	167	1020	0	4
2	Minsk	Bel	749.00	-19%	298	29	101	294	0	0
3	Kharkov	Ukr	523.75	-42%	164	53	178	215	0	0
4	Kiev	Ukr	487.75	-39%	184	5	0	459	0	0
5	Chernigov	Ukr	110.00	+110%	55	0	0	0	0	0
6	Kurgan	Rus	48.25	+99%	13	0	5	79	0	0
7	Belaya Cerkov	Ukr	16.00	+64%	8	0	0	0	0	0

TOP TEN TEMPLES - AFRICA

1	Nairobi	Ken	1388.25	+395%	309	0	170	1445	0	9
2	Durban	Sou	257.00	-50%	70	8	2	144	0	2
3	Sandton	Sou	113.05	-11%	12	15	60	107	173	0
4	Pietermaritzburg	Sou	35.55	+1%	0	0	0	137	13	0
5	East London (SA)	Sou	1.95	-92%	0	0	1	3	7	0

TOP TEN TEMPLES - LATIN AMERICA

1	Balneario Camboriu	Bra	457.90	-48%	31	372	0	2	234	0
2	Curitiba	Bra	452.90	-34%	26	339	0	162	214	0
3	Florianopolis	Bra	430.55	-27%	16	360	0	39	288	0
4	Porto Alegre	Bra	347.40	-57%	4	336	0	8	14	0
5	Sao Paulo	Bra	35.80	+49%	5	3	0	90	3	0

26 Latin American Temples - Book Points for the year 2023 Jan to Sep

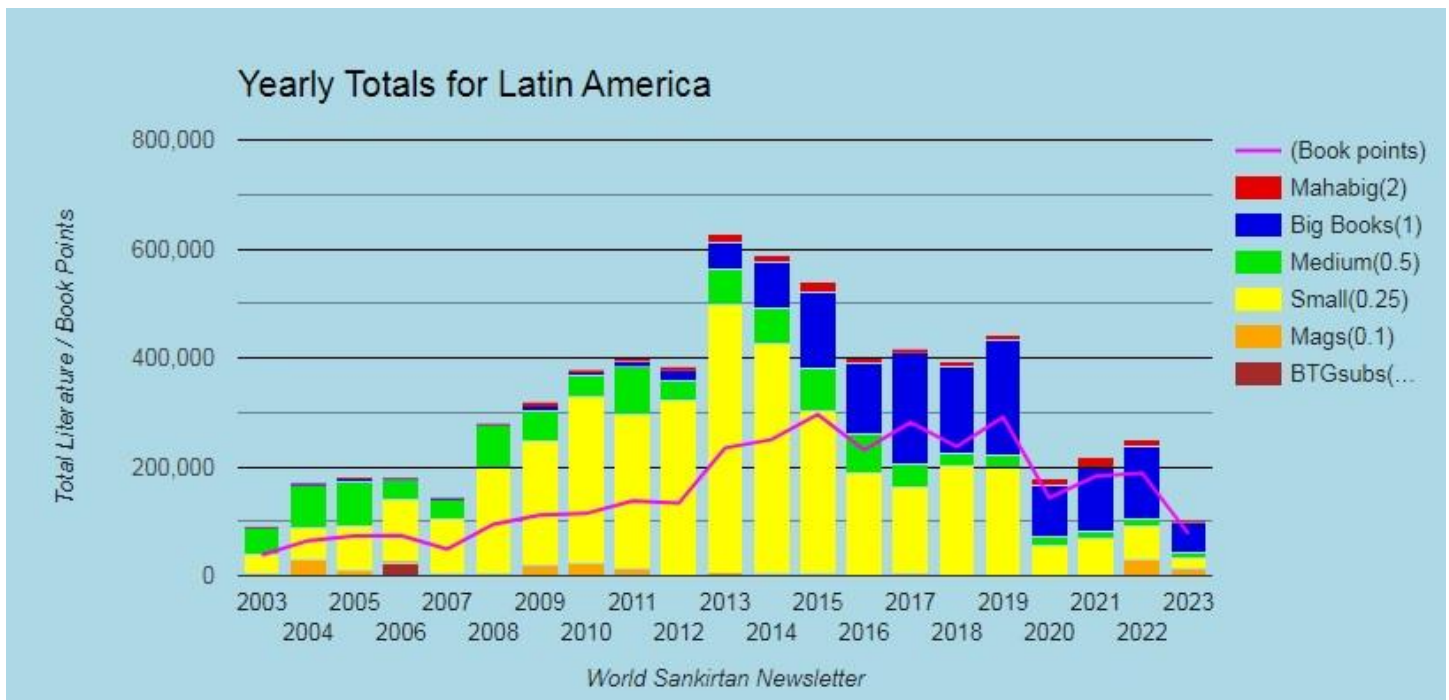


Yellow marker: Better than last year, Yellow circle: At least 10% better, Yellow star: Doubled it!, Blue marker: Less than last year, White circle: Missing 1 year, All white marker: Missing for 2 years

World Sankirtan Newsletter
 WEEKEND WARRIORS, SPECIAL TEAMS, SPONSORED BOOKS ETC
 August 2023

Individuals	Points	% Change	M-Big Books	Big Books	Medium Books	Small Books	BTGs Mags	Full Sets
1 Sitaram d	Mum Ind31508.50	+42%	14558	388	728	3538	0	21
2 Sri Gaur Bhakta	Pun Ind16008.50	na	5867	2420	263	1492	0	45
3 HH Jayapataka Sw	May Ind12140.50	-6%	4409	23	2310	5554	0	21
4 HH Bhakti Vijay	May Ind 9857.00	+89%	2377	25	1734	2660	0	106
5 Kamalapati d	May Ind 9563.50	+122%	2637	230	137	340	0	122
6 Narahari d	Mum Ind 8680.00	na	4322	0	0	0	0	1
7 Balai Vrajaraja	May Ind 8424.00	+37%	2356	900	450	700	0	87
8 Sanak Sanatan d	Pun Ind 7784.50	na	3103	121	8	5238	0	4
9 Gopal Balak d	May Ind 7379.00	na	1923	6	92	172	0	99
10 Ratnanga Achyuta	May Ind 7224.00	+32%	2056	560	400	480	0	77
11 Gokul Ranjan d	Mum Ind 6891.00	na	3286	130	93	426	0	1
12 Cakravarti d	Mum Ind 6777.50	+33%	3282	74	6	546	0	0
13 Radha Krsna d	Mum Ind 6749.25	+108%	1612	308	390	1001	0	77
14 Sunder Madhav d	New Ind 5378.75	-26%	2332	91	500	1303	480	0
15 Subal Gour d	May Ind 4658.25	na	1268	7	11	87	0	58

(%)Change compared to monthly average (*)New record for this year



World Sankirtan Newsletter

TOP 50 INDIVIDUALS

August 2023

Individuals			Points	% Change	M-Big Books	Big Books	Medium Books	Small Books	BTGs Mags	Full Sets
1	Bhrgupati d	LA USA	6666.00	+102%	2213*	1365*	1063	78	0	9
2	Ananta Acharya d	May Ind	4853.25	+151%	1039	28	848	1517	0	54
3	Venkat d	Pun Ind	3691.25	na	1451	422	336	797	0	0
4	Rukmini Vallava	May Ind	3579.00	+258%	1176*	0	100	100	0	44
5	Prematma Gourang	May Ind	3442.00	+348%	895*	7	20*	60	0	45
6	Paramesvara d	Yps USA	3250.00	-9%	960	920	100	1440	0	0
7	Bhagavat Katha d	Pun Ind	3103.25	+19%	1406*	38	17	835	0	1
8	Purnananda d	May Ind	3045.00	+387%	853*	9	10	116	0	36
9	Prema Bhaktiprak	May Ind	2796.00	+24%	534	140	1868	2616	0	0
10	Kamal Nayan Gaur	Mum Ind	2791.75	+7%	561	11	298*	6039	0	0
11	Panchajanya Kesh	May Ind	2774.00	+71%	888	6	10	60	0	27
12	Prema Sankirtan	LA USA	2763.75	+25%	750	704*	708	400	0	0
13	Bhagavat Ashraya	Mum Ind	2458.50	+104%	964*	50	190*	1110	0	3
14	Gopibhav d	New Ind	2331.00	+83%	923	0	0	1540	1000	0
15	Ras Raj d	New Ind	2316.00	-5%	685	255	340	1590	1235	0
16	Dwibhuj Gopal d	May Ind	2183.50	+330%	305	32	1305*	1972*	0	11
17	Bk Biswajit	May Ind	2182.00	+96%	686	14	4	8	0	22
18	Patit Uddhar Gov	May Ind	2114.25	+46%	562	16	20	401*	0	29
19	Bk Sourav	May Ind	2105.00	+236%	670*	100*	100*	300*	0	20
20	Sabda Brahma d	May Ind	2044.75	+8%	523	193	382	587	0	13
21	Braja Hari d	Mum Ind	2000.00	+843%	1000*	0	0	0	0	0
22	Vijaya d	SD USA	1891.00	+14%	775	341	0	0	0	0
23	Bhaktiman Gadadh	May Ind	1819.75	+71%	340	6	625	981	0	16
24	Bhakta Avatara d	LA USA	1770.50	na	489	268	532	200	10	5
25	Braja Hridaya d	May Ind	1748.00	+368%	483*	6	10*	60*	0	21
26	Sukhamay Bishamb	May Ind	1744.50	-26%	462	516	436	202	0	1
27	Subikram Baladev	May Ind	1704.00	+25%	510	0	0	0	0	19
28	Sura d Mumbai	Mum Ind	1636.00	na	782	0	0	0	0	2
29	Bk Jimmy	LA USA	1629.95	+213%	418*	460*	494*	41	47*	2
30	Sacitanoy d	LA USA	1590.25	+41%	150	863*	723*	203*	0	0
31	Dhira Lalita d	LA USA	1500.25	+52%	416	222	658	37	0	3
32	Sadhu Sevak d	May Ind	1446.00	+107%	472	51	33	82	0	18
33	Ajitatma Nityana	May Ind	1407.00	+337%	514*	0	0	76	0	10
34	Venudhari Krishn	Pun Ind	1381.75	+51%	420*	208*	5	1325*	0	0
35	Vedasara d	Sim Ger	1374.00	+155%	291*	309*	316*	526*	0	0
36	Brajvilas d	Pun Ind	1352.25	na	668	15	0	5	0	0
37	Shyam Rup d	Pun Ind	1344.00	na	672	0	0	0	0	0
38	Yoga Nrisimha d	May Ind	1292.25	-30%	245	145	561	1507	0	0
39	Krishna Kids	Nai Ken	1286.25	+388%	276*	0	170*	1445*	0	8
40	Ramrupa d	Mum Ind	1258.00	+586%	629*	0	0	0	0	0
41	Sulochan d 2	May Ind	1186.00	+88%	382	6	10*	60*	0	11
42	Amiya Vilas d	May Ind	1096.00	+2%	422	0	0	0	0	7

43	Sukishor Sudama	Mum	Ind	1074.75*	+155%	345	3	7	73	0	10
44	Gauranga Pran d	Pun	Ind	995.10*	+50%	291	34	19	510*	674*	2
45	Supriya Sita dd	May	Ind	976.00*	+183%	255	10*	48*	144*	0	11
46	Jay Brajeswar d	May	Ind	968.75	+28%	192	0	255	389*	0	10
47	Bk Kevin	LA	USA	952.00	na	264	240	290	156	0	0
48	Neel Kantha d	New	Ind	940.00	na	470	0	0	0	0	0
49	Prem Priya dd	New	Ind	932.25	na	328	43	66	785	40	0
50	Adbhut Hari d	Mum	Ind	928.00*	+161%	390	83*	105	50	0	0

(%)Change compared to monthly average

(*)New record for this year

World Sankirtan Newsletter
ARABIC AND FARSI BOOK DISTRIBUTORS
August 2023

Special Promotion Arabic/Farsi Mahabig books 6 pts, Small books 3 pts

Individuals	Points	Arabic M-Big	Arab Big	Arabic Medium	Arabic Small	Arab Mags
1 Munindra Gana d	Sim Ger	234.00	0	0	78	0
2 Vedasara d	Sim Ger	216.00	3	0	66	0
3 Govinda Kunda d	Gol Ger	156.00	0	0	52	0
4 Prema Sankirtan	LA USA	135.00	12	0	21	0
5 Paramatma Krsna	Mun Ger	99.00	0	0	33	0
6 Lilamrita dd	Col Ger	90.00	1	0	28	0
7 Bk Nagarjuna	Mil Ita	72.00	3	0	18	0
8 Bk Dean	Sim Ger	45.00	1	0	13	0
9 Bhakta Avatara d	LA USA	30.00	0	0	10	0
10 Sacitanoy d	LA USA	18.00	1	0	4	0
11 Ajita Gaurangi	Mun Ger	18.00	0	0	6	0
12 Bk Paul	Ber Ger	15.00	0	0	5	0
13 Thakur Haridas d	Sim Ger	15.00	0	0	5	0
14 Ojasvini Radha	Ber Ger	12.00	0	0	4	0
15 Bk Moritz	Kol Ger	9.00	0	0	3	0
16 Kripa Sindhu d	Sim Ger	6.00	1	0	0	0
17 Bn Olga	Nue Ger	6.00	0	0	2	0
18 Subala Gopala d	Sim Ger	6.00	0	0	2	0
19 Amala Hari d	Lan Ger	3.00	0	0	1	0

World Sankirtan Newsletter
ALL COUNTRIES
August 2023

Country (Temples)	Points	% Change	M-Big Books	Big Books	Medium Books	Small Books	BTGs Mags	Full Sets
1 India (28)	375974.50	-32%	127202	25639	21627	119014	31060	1626
2 United States (17)	156859.90	+11%	38512	17423	20157	30449	1199	1252
3 Bangladesh (3)	11381.75	+361%	2772	119	609	1397	250	143
4 Australia (2)	7019.75	-28%	2627	116	153	342	90	44
5 Italy (8)	6807.75	-26%	1411	0	6908	153	0	12
6 Germany (11)	5860.75	+131%	992	1390	1403	2482	0	9
7 Canada (13)	4931.15	-40%	1434	149	200	2059	34	36
8 France (8)	3401.30	-12%	1183	9	496	1007	938	11
9 Holland	2626.00	na	1201	0	65	334	0	3
10 Czech Republic (3)	2246.75	+61%	301	1532	22	263	0	1
11 New Zealand (4)	2224.25	-26%	657	176	195	963	0	11
12 Hungary (2)	2040.20	-2%	685	40	147	1452	1937	0
13 Russia, CIS (2)	1906.75	-96%	706	8	172	1099	0	4
14 Brazil (5)	1724.55	0%	82	1410	0	301	753	0
15 Belgium	1448.50	na	372	30	341	0	0	14
16 Kenya	1388.25	+441%	309	0	170	1445	0	9
17 Ukraine, CIS (4)	1137.50	-76%	411	58	178	674	0	0
18 Slovenia	803.50	-1%	65	74	283	1832	0	0
19 Belarus, CIS	749.00	-57%	298	29	101	294	0	0
20 United Kingdom	736.50	-88%	184	117	319	296	0	1
21 Bulgaria (2)	688.25	-72%	151	214	240	209	0	0
22 Japan (2)	475.50	-72%	39	172	309	284	0	0
23 Switzerland (2)	461.25	-32%	158	39	57	156	0	1
24 South Africa (4)	407.55	-86%	82	23	63	391	193	2
25 Lithuania (2)	144.75	-61%	45	37	2	67	0	0
26 Portugal	132.65	na	29	2	10	269	4	0
27 Croatia	118.25	-80%	42	0	8	49	0	1
28 Greece	117.00	+123%	49	0	38	0	0	0
29 Austria	108.75	+14%	24	35	41	21	0	0
30 Romania (2)	85.75	-47%	13	10	0	199	0	0
31 Turkey	18.50	-63%	3	2	15	12	0	0
32 Bosnia	8.50	-70%	0	5	0	14	0	0

(%)Change compared
to Aug last year

World Sankirtan Newsletter

ALL TEMPLES

August 2023

Temples (size)		Points	% Change	M-Big Books	Big Books	Medium Books	Small Books	BTGs Mags	Full Sets
1 Mayapur (L)	Ind	129795.00*	+62%	35880	4351*	15899	28370	23000*	1148
2 Mumbai-Juhu (L)	Ind	76215.75*	+55%	32593*	1108	1971	15729	0	141
3 Atlanta Krishna Li	USA	73981.00*	+578%	22215*	2731	0	0	0	745
4 Silicon Valley (ISV)	USA	51713.25*	+214%	12183*	5735*	9818*	17767*	0	351
5 Vrindavan (L)	Ind	40807.75	-5%	9561	13248	0	28507	0	35
6 Pune (L)	Ind	40695.60*	+141%	16004*	3270*	702*	11882*	674*	63
7 Los Angeles (L)	USA	27776.70*	+133%	5952*	8529*	7672*	5885*	77	56
8 New Delhi (L)	Ind	21569.20	-88%	8617	784	1165	6190	4492	27
9 Tirupati (L)	Ind	13318.20	+52%	5749	1404	252*	1112	122	0
10 Dhaka-Uttara (S)	Ban	9877.75	+132%	2480	36	20	263	0	136
11 Surat (S)	Ind	9204.65	-7%	3015	45	346*	2569	28	75
12 Mumbai-Chowpatty (Ind	9044.05	+32%	3815	201	214	1543	817	19
13 Mumbai-Kharghar (L)	Ind	5656.00	na	1995	0	791	4362	0	5
14 Ujjain (L)	Ind	4841.25	+26%	1893	207	255	1731	0	11
15 Salem (M)	Ind	4818.50*	+80%	1090	18	124	6320*	178	35
16 Bhopal (M)	Ind	4446.00	-29%	1801	111	211	350	0	15
17 Sankirtan Dham TST	Ita	4000.00	-14%	826	0	4624	0	0	1
18 Sydney-North (M)	Aus	3820.00	+28%	1523	12	67	70	90	20
19 Pandharpur (M)	Ind	3610.00	+5%	1805*	0	0	0	0	0
20 Ypsilanti (S)	USA	3250.00	-9%	960	920	100	1440	0	0
21 San Diego (M)	USA	3211.75	+24%	1069	671	489	489	0	1
22 Melbourne (L)	Aus	3199.75*	+168%	1104*	104*	86	272	0	24
23 Simhachalam (M)	Ger	3013.50*	+169%	488	816*	831*	1340*	0	0
24 Padayatra Maharast	Ind	2667.25*	+73%	1068	51	0	1201	0	7
25 Amsterdam (S)	Hol	2626.00	+20%	1201	0	65	334	0	3
26 New Vrindaban (L)	USA	2625.75	+33%	842	273	521	409	0	9
27 Baltimore (MS)	USA	2522.00*	+268%	846*	0	0	440*	0	20
28 Baroda (M)	Ind	2506.75	+9%	757	130	95	2685	0	5
29 Alachua (S)	USA	2289.50	-20%	561	220	398	718	650*	15
30 Jamnagar (S)	Ind	2280.75	+71%	751	41*	45*	379*	366*	14
31 Denver (M)	USA	2241.75*	+201%	493*	126	299	901	350	20
32 Padayatra India (S)	Ind	2228.00	+35%	416	33	0	5452*	0	0
33 Houston (S)	USA	2093.50	+57%	585	345	68	1170*	0	7
34 Laguna Beach (S)	USA	1892.45*	+118%	583*	169	158*	185	2	13
35 Perm (M)	Rus	1858.50	+26%	693	8	167	1020	0	4
36 Padayatra Uttar Pr	Ind	1803.25	-10%	494	191*	0	1993	0	5
37 Budapest (L)	Hun	1623.50*	+36%	536*	40	61*	1250*	1685*	0
38 Auckland Loft (S)	New	1594.00	+39%	484	108	102	716	0	8

39	Bharuch (M)	Ind	1533.05	-71%	536	5	8	307	153	10
40	Radhadesh (L)	Bel	1448.50	+48%	372	30	341	0	0	14
41	Brampton (S)	Can	1448.25*	+147%	301	0	6	1501*	0	13
42	Nairobi (S)	Ken	1388.25*	+324%	309*	0	170*	1445*	0	9
43	Atlanta (S)	USA	1299.50	-5%	423	17	162	126	0	9
44	Paris (S)	Fra	1201.25*	+422%	482*	2*	62	148*	320*	3
45	Cologne (Gauradesh)	Ger	1179.00*	+139%	192	330*	279	513*	0	3
46	Prabhupada Bhavan-	Cze	1162.25	-16%	124	853	0	101	0	1
47	New Mayapur (M)	Fra	1076.10	-45%	287	7	263	440	336	6
48	RupanugaVedicColle	USA	1065.25	-18%	276	202	179	167	0	5
49	Coxbazar (S)	Ban	1055.25*	+628%	292*	24	48*	657*	250*	7
50	Prague (M)	Cze	1048.50	0%	175	651	22	146	0	0
51	Padayatra Orrisa (Ind	1041.75	-56%	235	239	0	1331	0	0
52	Kolkata Newtown (M	Ind	997.00	-62%	414	13	26	140	0	4
53	Panihati (S)	Ind	958.25	+14%	221	66	79	731	840	6
54	New York City (M)	USA	914.25	-51%	232	181	263	551	0	0
55	Vancouver (M)	Can	871.50*	+119%	251*	20*	22*	58	0	9
56	Lyon (S)	Fra	844.55	-17%	330	0	154	157	268*	1
57	Ljubljana (S)	Slo	803.50	-3%	65	74	283	1832	0	0
58	Minsk (M)	Bel	749.00	-29%	298	29	101	294	0	0
59	Bhaktivedanta Mano	Eng	736.50	-73%	184	117	319	296	0	1
60	Ottawa (MS)	Can	701.50	na	182	67	97	166	5	5
61	Munich (S)	Ger	552.50	-12%	140	78	10	41	0	2
62	Bologna (MS)	Ita	543.50*	+67%	125	0	155*	0	0	6
63	Kharkov (S)	Ukr	523.75	-50%	164	53	178*	215	0	0
64	Winnipeg (MS)	Can	523.75	na	247	18	11	25	0	0
65	Milan (M)	Ita	512.75	-78%	58	0	523	151	0	1
66	Calgary (MS)	Can	502.70	+59%	128	14	48	114	2	5
67	Kiev (L)	Ukr	487.75	-47%	184	5	0	459	0	0
68	Rome (S)	Ita	481.00	+9%	15	0	902	0	0	0
69	Tokyo (S)	Jap	470.50	-3%	39	172	309	264*	0	0
70	Wellington (S)	New	470.50	-60%	135	65	86	226	0	1
71	Balneario Camboriu	Bra	457.90	-59%	31	372	0	2	234	0
72	Curitiba (M)	Bra	452.90	-42%	26	339	0	162	214	0
73	Genova (MS)	Ita	452.00	-46%	103	0	491	2	0	0
74	Chattagram-Pundari	Ban	448.75	+13%	0	59	541	477*	0	0
75	Jaipur (M)	Ind	435.00	-22%	160	30*	170	0	0	0
76	Florianopolis (S)	Bra	430.55	-36%	16	360	0	39	288	0
77	New Vrajadham-Hung	Hun	416.70	+13%	149	0	86	202	252	0
78	Villa Vrndavana (L	Ita	406.50	-43%	170	0	133	0	0	0
79	Emona (S)	Bul	397.00	+54%	131	20	230*	0	0	0
80	Goloka Dhama (S)	Ger	395.50	+59%	35	45	117	316	0	0
81	Zurich (S)	Swi	394.25	-50%	150	17	32	101	0	1
82	Habibpur (S)	Ind	377.75	-40%	129	11	14	287*	300	0
83	Thunder Bay (S)	Can	370.50	na	119	0	0	98	0	3
84	Porto Alegre (MS)	Bra	347.40	-63%	4	336	0	8	14	0
85	Prabhupada Desh (M	Ita	328.00	-19%	90	0	80	0	0	3
86	Liebenau (S)	Ger	306.25*	+694%	76	2	7*	19*	0	4
87	Sofia (MS)	Bul	291.25	-51%	20	194	10	209	0	0
88	Durban (L)	Sou	257.00	-56%	70	8	2	144	0	2

89	Tucson (S)	USA	254.75	+26%	89	31*	9	93	0	1
90	Scarborough (S)	Can	241.10	na	96	5	9	14	1	1
91	Berlin (S)	Ger	226.50*	+225%	8	96*	110*	139*	0	0
92	Nancy (S)	Fra	151.15	-18%	26	0	10	227*	14	1
93	Dunedin (S)	New	144.00	na	36	0	0	0	0	2
94	Lisbon (S)	Por	132.65	-61%	29	2	10	269	4	0
95	Kapurthala (S)	Ind	123.50	-75%	39	7	5	0	0	1
96	Split (S)	Cro	118.25	na	42	0	8	49	0	1
97	Athens (MS)	Gre	117.00	-25%	49	0	38	0	0	0
98	Padayatra Tamilnad	Ind	114.00	-52%	0	56	46	140	0	0
99	Sandton (S)	Sou	113.05	-22%	12	15	60	107	173	0
100	Kaunas (S)	Lit	111.00	-38%	34	26	2	64	0	0
101	Chernigov (MS)	Ukr	110.00	+75%	55	0	0	0	0	0
102	Vienna (S)	Aus	108.75	-5%	24	35	41	21	0	0
103	Reunion Island (MS)	Fra	107.00	-65%	49	0	2	32	0	0
104	Hamburg (S)	Ger	98.75*	+279%	39*	6*	5*	49*	0	0
105	Brahmapur (MS)	Ind	96.25	-47%	36	6*	0	37	90*	0
106	Firozepur (S)	Ind	86.00	-35%	33	13	0	28	0	0
107	Terni (S)	Ita	84.00*	+133%	24	0	0	0	0	1
108	Regina (S)	Can	71.25	na	31	4	4	3	25	0
109	Timisoara (S)	Rom	70.75	+34%	10	1*	0	199*	0	0
110	Fredericton (S)	Can	70.00	na	35	0	0	0	0	0
111	Miami (S)	USA	67.50	-16%	8	3	20*	106	120*	0
112	Langenthal (S)	Swi	67.00	+13%	8	22	25	55	0	0
113	Saskatoon (S)	Can	60.00	na	30	0	0	0	0	0
114	Kurgan (S)	Rus	48.25	+75%	13	0	5	79*	0	0
115	Krsnuv Dvur (M)	Cze	36.00	-84%	2	28	0	16	0	0
116	Sao Paulo (S)	Bra	35.80	+19%	5*	3	0	90*	3*	0
117	Pietermaritzburg (S)	Sou	35.55	-15%	0	0	0	137	13	0
118	Vilnius (S)	Lit	33.75	-89%	11	11	0	3	0	0
119	Stouffville (S)	Can	31.10	na	14	0	3	6	1	0
120	Saranagati Village	Can	30.00	na	0	19	0	44	0	0
121	Frankfurt (S)	Ger	26.75	-55%	3	6	20	19	0	0
122	Nuernberg (MS)	Ger	26.25	-79%	8	0	3	13	0	0
123	Bad Oyenhausen (S)	Ger	20.00	-59%	1	8	13	14	0	0
124	Istanbul (S)	Tur	18.50	-83%	3	2	15	12	0	0
125	Belaya Cerkov (S)	Ukr	16.00	-18%	8*	0	0	0	0	0
126	Heidelberg (MS)	Ger	15.75	-64%	2	3	8	19	0	0
127	Hamilton (S)	New	15.75	-62%	2	3	7	21	0	0
128	Bucharest (S)	Rom	15.00	-64%	3	9	0	0	0	0
129	Paris Yoga Lyrics	Fra	14.25	-93%	6	0	4	1	0	0
130	Niagara Falls (S)	Can	9.50	na	0	2	0	30	0	0
131	Sarajevo (S)	Bos	8.50	-60%	0	5	0	14	0	0
132	Fukuoka (S)	Jap	5.00	-81%	0	0	0	20	0	0
133	Tours (MS)	Fra	4.00	-87%	2	0	0	0	0	0
134	Normandy (MS)	Fra	3.00	-93%	1	0	1	2	0	0
135	Krsna West Orlando	USA	2.00	-62%	0	1	1	2	0	0
136	East London (SA) (S)	Sou	1.95	-93%	0	0	1*	3	7*	0

(%)Change compared
to monthly average

(*)New high
this year

9 South Africa Temples - Book Points for the year 2023 Jan to Sep



Yellow marker: Better than last year, Yellow circle: At least 10% better, Yellow star: Doubled it!, Blue marker: Less than last year, White circle: Missing 1 year, All white marker: Missing for 2 years

World Sankirtan Newsletter
 PRABHUPADA DIKSA DISCIPLES
 August 2023

Prabhupada Disciples	Points	% Change	M-Big Books	Big Books	Medium Books	Small Books	BTGs Mags	Full Sets
1 HH Jayapataka Sw May Ind	12140.50	-6%	4409	23	2310	5554	0	21
2 Bhrgupati d LA USA	6666.00*	+102%	2213*	1365*	1063	78	0	9
3 Kripanidhi d May Ind	756.00	-40%	222	120	81	30	0	4
4 Nidra dd Den USA	670.25*	+50%	168*	66	120*	113	0	5
5 HH Janananda Gos New Fra	328.10*	+212%	81*	0	1	14	1	5
6 Tadit dd LA USA	35.00	-41%	0	0	70*	0	0	0
7 Nartaka Gopal dd Mia USA	0.10	-96%	0	0	0	0	1	0

(%)Change compared to monthly average (*)New record for this year

World Sankirtan Newsletter
 TOP TEN COUNTRIES (CUMULATIVE)
 January thru August, 2023

Country (Temples)	Points	% Change	M-Big Books	Big Books	Medium Books	Small Books	BTGs Mags	Full Sets
1 India (54)	3453748.65	+27%	1205714	182793	218873	1137557	328553	29823
2 United States (23)	515276.70	-24%	154910	84525	82751	127801	12437	2223
3 Russia, CIS (89)	162149.00	+3%	49070	13218	34746	133168	0	179
4 Italy (8)	68042.25	+25%	19566	0	54273	5121	0	88
5 Bangladesh (14)	41700.10	-67%	11595	2381	4743	9036	1766	488
6 Germany (13)	27070.50	-1%	5842	6998	8200	12495	0	55
7 Australia (2)	26095.05	-52%	11131	584	952	2816	503	137
8 Brazil (18)	25010.15	+2%	938	20525	5	5425	12504	0
9 France (11)	24733.45	-7%	9813	264	3684	7518	3108	116
10 Mexico (5)	22815.75	-23%	1047	16811	6079	3485	0	30

(%)Change compared to Jan-Aug 2022

334 Worldwide Temples - Book Points for the year 2023 Jan to Aug



World Sankirtan Newsletter
TOP 100 TEMPLES (CUMULATIVE)
January thru August, 2023

Temples (size)	Points (Months)	% Change	M-Big Books	Big Books	Medium Books	Small Books	BTGs Mags	Full Sets
1 New Delhi (L) Ind	1259838.95(8)	+378%	399214	12045	34381	207257*	76352*	20033
2 Mayapur (L) Ind	690370.25(8)	-26%	242685	25169	136569	235499	163300	4965
3 Mumbai-Juhu (Ind	420535.50(8)	+44%	175606	13419	22900	157802	0	1182
4 Vrindavan (L) Ind	342425.00(8)	+191%	86588	100917	0	267782	432	583
5 Silicon Valle USA	150541.25(7)	-1%	48723	18531	26928	35355	0	732
6 Los Angeles (USA	111133.85(8)	-10%	27064	32598	29434	29120	3821	208
7 Pune (L) Ind	91446.05(4)	-36%	37730	4517	1404	31191	1068	136
8 Atlanta Krish USA	84895.75(8)	-48%	25614	6080	1498	75	0	795
9 Surat (S) Ind	78228.75(8)	-15%	33653	899	1982	26235	655	633
10 Tirupati (L) Ind	74580.85(8)	-2%	31959	7250	998	10673*	2456*	0
11 Mumbai-Chowpa Ind	50263.45(7)	+27%	17606	1279	2398	21601	16478*	443
12 Bhopal (M) Ind	48544.25(8)	+452%	21792*	1107*	2446*	4761	0	111
13 New Delhi(Pun Ind	35698.00(3)	+14%	16789	45	1400	5300	500	5
14 Bharuch (M) Ind	33097.00(7)	+12%	15269	134	85	5366	5309*	140
15 Sankirtan Dha Ita	31978.75(7)	-9%	8845	0	28302	407	0	6
16 Ypsilanti (S) USA	28217.25(8)	-36%	7578	9290	896	13293	0	0
17 Moscow-Goloka Rus	28158.75(2)	na	12703	434	1445	6385	0	0
18 Ujjain (L) Ind	27908.00(7)	na	11091	2144*	2243	8690*	0	143
19 Dhaka-Uttara Ban	26918.35(5)	+124%	7252*	473	387	2535*	261	377
20 Salem (M) Ind	23510.75(8)	+138%	6797	1799*	993*	25381	1272	308
21 Ahmedabad (M) Ind	22738.50(1)	+84%	10717	256	260	3674	0	116
22 Chandigarh (S Ind	20217.75(6)	+9%	7425	1379	1261	12993	264	31
23 Cueramaro (S) Mex	18877.25(7)	+13%	976	13857	4969	2335	0	30
24 San Diego (M) USA	18723.00(7)	-34%	5913	3961	3966	3668	0	2
25 Baroda (M) Ind	18580.00(8)	-17%	7150	717*	744	12188	0	39
26 Tarakeswar (S Ind	18085.00(1)	na	8260	1000	250	800	2400	240
27 Padayatra Orr Ind	17787.50(8)	+4%	6539	1836*	0	11494	0	25
28 Buenos Aires Arg	17507.50(7)	-40%	1397	11206	3820	6390	0	11
29 Milan (M) Ita	16820.75(8)	+799%	5063*	0	11104	4181*	0	42
30 Trivandrum (S Ind	15802.50(6)	+42%	6701	153	607	2776	3000	82
31 Sydney-North Aus	15725.55(5)	-46%	7100	187	484	1377	503	64
32 New Mayapur (Fra	14836.35(8)	-6%	5686	212	2490	5035	1502	63
33 Moscow-Gita N Rus	14804.25(5)	-59%	4197	828	1580	19169	0	29
34 Padayatra Utt Ind	13867.75(7)	+339%	4974*	953*	0	11363*	0	65
35 Alachua (S) USA	13777.10(5)	+33%	3611	1627	4162	6810	3326	31
36 Kurmagram (S) Ind	12637.25(6)	na	6239	74	0	341	0	235
37 New Vrindaban USA	12499.75(6)	na	4584	801	1092	1161	25	50
38 Perm (M) Rus	12202.50(8)	-8%	4212	1449	953	6908	0	38
39 Padayatra Ind Ind	12156.50(7)	-6%	3100	724*	0	20930	0	5
40 Dallas (M) USA	11825.20(5)	+83%	5545	380	304	808	12	12
41 Kolkata Newto Ind	11616.25(5)	+481%	4990*	77*	335*	5111*	60	17
42 St. Petersbur Rus	11537.75(5)	-48%	3815	934	1520	8855	0	6

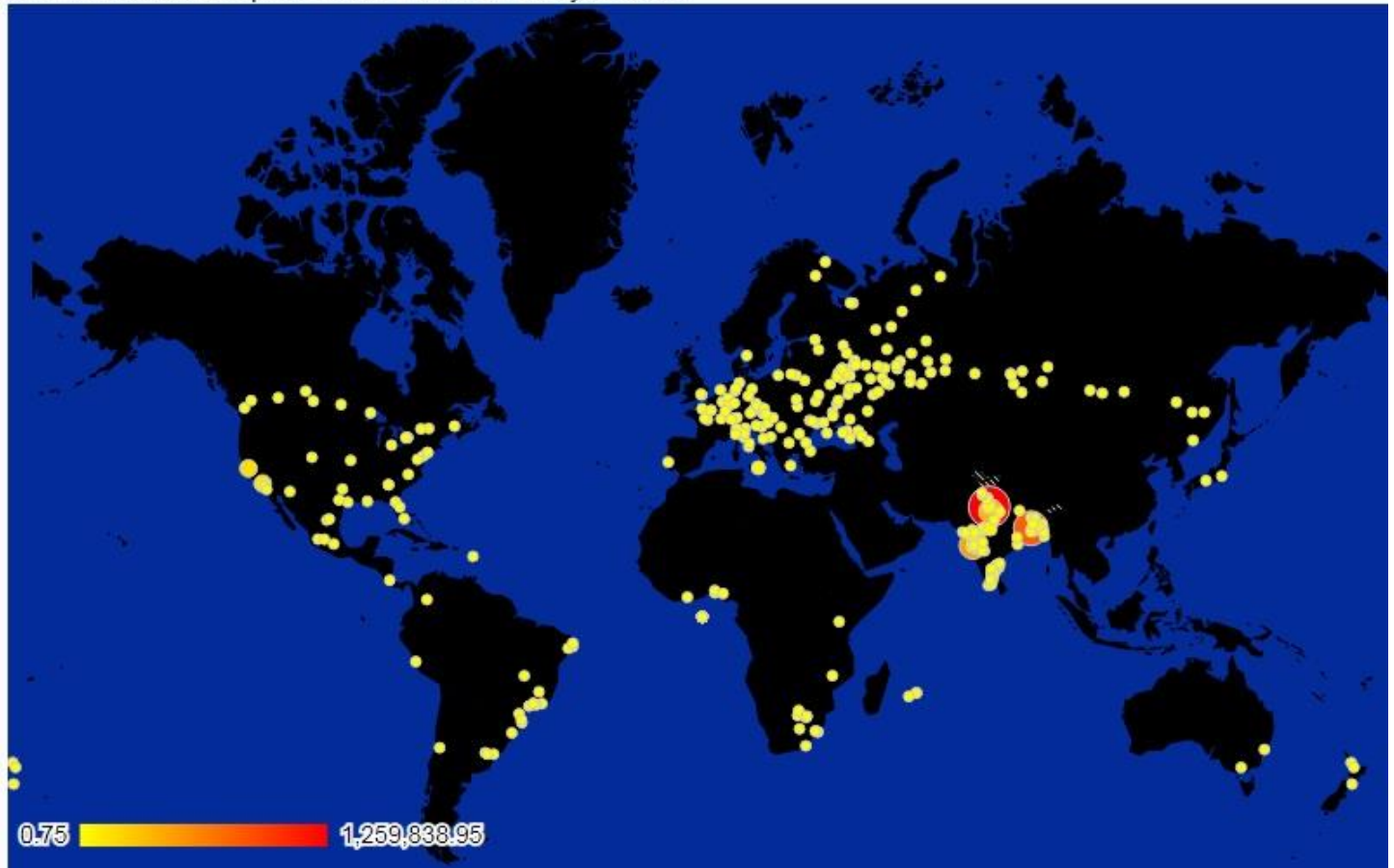
43	Bhaktivedanta	Eng	11503.00(5)	-39%	2859	1814	6655	2502	0	7
44	Houston (S)	USA	11453.30(8)	+4%	3619	2353	322	5794	8	32
45	Amsterdam (S)	Hol	11407.50(5)	na	3956	0	407	12736	0	10
46	Simhachalam (Ger	10855.50(8)	+39%	2061	3081	3598	5530	0	4
47	Atlanta (S)	USA	10848.50(8)	+9%	3921	1419	2086	882	0	83
48	Pandharpur (M	Ind	10490.00(3) *	+75%	3805*	580	3450	2300	0	0
49	Padayatra Mah	Ind	10379.50(6)	+27%	4202	362	0	5734	0	14
50	Melbourne (L)	Aus	10369.50(7)	-40%	4031	397	468	1439	0	73
51	Berdsk (S)	Rus	10299.75(5)	-24%	813	815	11370	8695	0	0
52	Solapur (S)	Ind	10247.50(3)	na	4380	350	400	3750	0	0
53	RupanugaVedic	USA	10174.00(8)	-17%	2858	2691	1852	2638	15	24
54	Budapest (L)	Hun	9975.60(8)	+6%	3535	918	225	5182	5796	0
55	Tirunelveli (Ind	9918.80(6)	-25%	2474	109	207	7114	29798	28
56	Auckland Loft	NZ	9592.75(8)	-32%	3169	808	1238	6159	0	21
57	Moscow-Nagorn	Rus	9473.00(2)	+245%	2366	1414	2823	7662	0	11
58	Prabhupada Bh	Cze	9455.00(7)	-36%	1036	7095	0	1008	0	3
59	Meerut (S)	Ind	9008.25(7)	+64%	3801	125	170	1665	1872	9
60	Moscow (L)	Rus	9008.00(5)	+24%	3331	873	753	4386	0	23
61	Wellington (S	NZ	8712.25(8)	-10%	2335	2293	1970	2913	0	10
62	Prague (M)	Cze	8415.25(8)	+7%	981	6090	22*	1409	0	0
63	Minsk (M)	Bel	8183.25(8)	-11%	3112	945	509	3039	0	0
64	Laguna Beach	USA	7975.10(8)	+73%	2723	654	404	4486	580*	58
65	Kharkov (S)	Ukr	7808.50(8)	+6%	2134	2049	460	5046	0	0
66	Denver (M)	USA	7450.75(8)	+44%	1735	831	1445	5869	2400	47
67	Omsk (S)	Rus	7440.25(3)	na	1677	484	1475	11459	0	23
68	Kiev (L)	Ukr	6910.00(8)	-2%	1959	1290	30	6748*	0	0
69	Panihati (S)	Ind	6866.75(8)	-26%	1443	456	431	9989*	6680	38
70	Porto Alegre	Bra	6847.15(8)	+1%	124	6255	1	303	2679	0
71	Santiago (S)	Chi	6798.50(7)	+102%	330	5742	0	1586	0	0
72	London-Soho (Eng	6696.25(2)	-71%	2012	732	1347	2886	0	6
73	Baltimore (MS	USA	6639.25(7)	+58%	2749	67	246	769	390	46
74	New York City	USA	6466.75(4)	-45%	1597	1145	1417	5677	0	5
75	Jamnagar (S)	Ind	6283.55(4)	+50%	2550	78	68*	1157	844*	49
76	Zurich (S)	Swi	5955.75(8)	+34%	1729	1886	768	767	0	7
77	Curitiba (M)	Bra	5913.20(8)	+46%	257	4655	4	1478	3727	0
78	Ljubljana (S)	Slo	5769.75(7)	-22%	1141*	360	1212	10087	0	0
79	Mumbai-Khargh	Ind	5656.00(5)	-81%	1995	0	791	4362	0	5
80	Brampton (S)	Can	5558.00(8)	+19%	1992	101	224	3572*	0	49
81	Genova (MS)	Ita	5460.50(7)	-2%	1354	0	5245	520*	0	11
82	Floridianopolis	Bra	5146.80(8)	-24%	157	4087	0	1788	2988	0
83	Munich (S)	Ger	4922.75(8)	+6%	1466	1542	127	824	0	7
84	Balneario Cam	Bra	4892.65(5)	na	263	4154	0	113	1844	0
85	Villa Vrndava	Ita	4676.75(7)	+63%	1784	0	2211	13	0	9
86	Cologne(Gaura	Ger	4634.25(8)	+9%	921	1010	1885	2570	0	16
87	Toronto (S)	Can	4629.85(5)	-73%	1795	345	827	1125	1	31
88	Philadelphia	USA	4534.20(2)	na	2192	101	24	72	148	7
89	New York Quee	USA	4533.50(5)	-6%	1131	664	2252	1926	0	27
90	Sofia (MS)	Bul	4491.75(8)	-76%	914	1278	953	3637	0	0
91	Radhadesh (L)	Bel	4375.50(4)	na	1240	30	2723	0	0	25
92	Durban (L)	SA	4368.55(8)	+60%	1046	581	208	4231	4618	24

93	Hillsborough, USA	4343.05 (5)	na	1582	45	1340	1493	908	51
94	Ufa New Vraja Rus	4340.25 (5)	+176%	1235	585	1152	2837	0	11
95	Krasnodar (S) Rus	4291.25 (3)	+19%	1222	719	880	2753	0	2
96	Madurai (S) Ind	4134.40 (1)	-73%	1308	6	18	2938	7689	8
97	Austin (S) USA	4081.25 (5)	-23%	1177	722	1444	1133	0	1
98	Tokyo (S) Jap	3851.25 (8)	-37%	849	1018	1551	1439	0	0
99	Ekaterinburg Rus	3721.75 (5)	-53%	1169	333	344	3515	0	0
100	Kapurthala (S) Ind	3590.75 (8)*	na	1307*	788*	106	399	0	20

(%)Change compared to Jan-Aug 2022

(*)Better than last year

334 Worldwide Temples - Book Points for the year 2023



World Sankirtan Newsletter
SPECIAL TEAMS BOOK DISTRIBUTION (CUMULATIVE)
January thru August, 2023

Individuals			Points (Months)	% Change	M-Big Books	Big Books	Medium Books	Small Books	BTGs Mags	Full Sets
1	Sudevi dd	New	Ind269042.00(1)	na	67164	0	0	200	7440	7440
2	Sitaram d	Mum	Ind186467.00(8)*	na	84860*	4880*	2058*	40328*	0	203
3	HH Jayapat	May	Ind102483.00(8)	-49%	40736	185	19925	40430	0	136
4	Ajanma Kri	New	Ind 54050.15(2)	na	16072	0	0	167	124*	1214
5	HH Bhakti	May	Ind 46318.75(8)	-21%	14702	499	16171	19137	0	498
6	Vichitra K	New	Ind 42507.60(2)	na	19848	0	0	0	36	156
7	Kamalapati	May	Ind 39704.00(8)	-12%	15356	1095*	822	14320	0	665
8	Harish Can	Mum	Ind 29695.75(3)	na	11333	1942	6298	7755	0	24
9	Radha Krsn	Mum	Ind 26211.75(7)	+76%	9525	1513	2755	5997*	0	464
10	Hanuman d	New	Ind 23552.00(3)*	na	10426*	0	0	0	0	150
11	Cakravarti	Mum	Ind 22091.00(4)	na	10291	388*	953	2578	0	10
12	Balai Vraj	May	Ind 20712.00(3)	na	7875	1480*	1240*	1800	0	160
13	Ras Raj d	New	Ind 20004.50(1)	na	5084	0	0	250	540*	540
14	Ratnanga A	May	Ind 18189.50(3)	na	7155	795*	1060*	1290	0	202
15	Sri Gaur B	Pun	Ind 16008.50(1)	+138%	5867	2420*	263	1492	0	45
16	Sunder Mad	New	Ind 12650.75(2)	-5%	3692	831	3066	10843	1920	0
17	Anand Nita	New	Ind 11022.00(1)	+261%	5486	0	100	0	0	0
18	Varadraj d	Pun	Ind 10734.25(1)	na	5334	30	20	105	0	0
19	Parijat dd	Mum	Ind 10723.50(1)	na	5360	2	1	4	0	60
20	Madhusunda	New	Ind 10555.00(2)	-59%	3640	0	4650	3800	0	0
21	Pandava Pr	New	Ind 9896.00(1)	na	4948	0	0	0	0	0
22	Ananta Ach	May	Ind 9858.25(2)	na	1560	15	2867	21159	0	16
23	Hemagiri d	Mum	Ind 9747.50(2)	na	3712	625	1286	4222	0	7
24	Narahari d	Mum	Ind 8680.00(1)*	na	4322*	0	0	0	0	1
25	Sanak Sana	Pun	Ind 7784.50(1)	+184%	3103	121	8	5238*	0	4
26	Amiya Vila	May	Ind 7484.25(1)	-79%	3695	67	0	109	0	8
27	Prahlada P	May	Ind 7382.50(1)	na	3419	207	214	922	0	93
28	Gopal Bala	May	Ind 7379.00(1)	+87%	1923	6	92*	172*	0	99
29	Vinoyanand	May	Ind 6900.00(1)	na	3200	500	0	0	0	0
30	Gokul Ranj	Mum	Ind 6891.00(1)	-69%	3286	130	93	426	0	1
31	Bhagavat K	Pun	Ind 6750.50(1)	na	3048	91	42	1450	0	5
32	Rishikumar	New	Ind 6536.00(1)	na	3268	0	0	0	0	0
33	Bimal Madh	May	Ind 6216.75(2)	na	3097	5	0	71	0	133
34	Sahasra Ne	New	Ind 5438.00(1)	na	2719	0	0	0	0	0
35	Sundar Cai	Mum	Ind 5394.00(1)	na	2697	0	0	0	0	2
36	Ranajayee	May	Ind 5098.25(1)	na	2526	6	65	31	0	57
37	Sarva Priy	New	Ind 4925.00(1)	na	2284	12	40	1300*	0	0
38	Mohan Rupa	New	Ind 4898.00(1)	na	2449	0	0	0	0	0
39	Subal Gour	May	Ind 4658.25(1)	-67%	1268	7	11	87	0	58
40	Bhagavat A	Mum	Ind 3848.75(1)	-37%	1738	28	20	1339	0	26
41	Sitanath d	Ujj	Ind 1682.00(1)	+5%	592	230	186	700	0	12
42	HH Bhakti	Ujj	Ind 1004.00(1)	na	502	0	0	0	0	53
43	Prematma G	May	Ind 988.75(1)	-69%	487	0	0	59	0	40

World Sankirtan Newsletter
TOP 50 INDIVIDUALS (CUMULATIVE)
January thru August, 2023

Individuals			Points (Months)	% Change	M-Big Books	Big Books	Medium Books	Small Books	BTGs Mags	Full Sets	
1	Bhrgupati	LA	USA	29755.00(8)	-6%	10181	5726	5661*	2050	0	11
2	Paramesvar	Yps	USA	28217.25(8)	-35%	7578	9290	896	13293	0	0
3	Kamal Naya	Mum	Ind	21139.00(8)*	+85%	4858*	84*	1932*	41492*	0	3
4	Prema Bhak	May	Ind	18566.00(8)*	+296%	2539*	653	16714*	17912*	0	30
5	Sukhamay B	May	Ind	18343.00(8)*	na	5447*	3282*	6843*	2838*	0	19
6	Prema Sank	LA	USA	18210.60(8)	+9%	5447	4205	4699	2623*	6	7
7	Sabda Brah	May	Ind	15284.50(8)	+13%	4830	1928*	4851	3212	0	75
8	Ananta Ach	May	Ind	14520.75(6)	-36%	2824	92	7108	13131	0	109
9	Yoga Nrisi	May	Ind	14266.00(8)	+14%	3677	1122	6455	10250*	0	37
10	Panchajany	May	Ind	14140.25(8)*	+24%	6497*	39	42*	457	0	84
11	Hemagiri d	Mum	Ind	11920.50(4)	-32%	4511	845	1716	4782	0	13
12	Bhagavat A	Mum	Ind	9690.00(7)	-51%	3745	384	761	5310	0	70
13	Kripanidhi	May	Ind	9574.00(8)	na	3173	893	3447	1870	0	33
14	Sacitanoy	LA	USA	9486.50(8)	-17%	1151	5415	3335	348	0	0
15	Patit Uddh	May	Ind	9343.75(6)	+27%	4024	113*	233*	809*	0	94
16	Bhaktiman	May	Ind	9273.25(8)	+6%	2452	100	4807*	5159*	0	83
17	Sunder Mad	New	Ind	9090.75(3)*	+65%	2615*	257*	2369*	8425*	3130	0
18	Subikram B	May	Ind	8535.50(6)*	+18%	3889*	12	31	184	0	42
19	Harish Can	Mum	Ind	8531.00(2)	-67%	3349	522	1895	1454	0	10
20	Vijaya d	SD	USA	8530.00(5)	-20%	3487	1549	11	6	0	0
21	Subal Gour	May	Ind	8494.25(7)	-37%	4122	41	48	741	0	102
22	Dhira Lali	LA	USA	8423.00(8)	-22%	2263	1556	4325	282	0	13
23	Bhagavat K	Pun	Ind	8340.25(3)	na	3682	114	89	3127	0	11
24	Kamal Madh	New	Ind	8169.50(2)*	+540%	3122*	240*	504*	5190*	1360*	0
25	Prematma G	May	Ind	8052.25(7)	-6%	3057	43	56	989*	0	124
26	Madhusunda	New	Ind	7981.00(3)*	+117%	2956*	0	1810	2640	0	14
27	Bk Biswaji	May	Ind	7741.50(6)*	na	3434*	38	65	44	0	95
28	Rukmini Va	May	Ind	7577.50(5)	+63%	3000	150	384	334	0	108
29	Purnananda	May	Ind	7424.50(8)	+4%	2711	48	243*	2148*	0	103
30	Ras Raj d	New	Ind	7168.00(3)*	+308%	2591*	565*	356*	2252*	3200*	10
31	Gopal Bala	May	Ind	6759.00(7)	-14%	3197	26	16	1324	0	78
32	Vitanka d	Bho	Ind	6114.00(8)*	na	2558*	255*	917*	706*	0	3
33	Dvijamani	SD	USA	5898.75(6)	-35%	1709	1228	1728	1411	0	1
34	Sacipriya	May	Ind	5857.50(8)*	na	1266*	896*	3016*	3542*	0	12
35	Gokul Ranj	Mum	Ind	5739.75(2)	na	2624	323	139	397	0	13
36	Dwibhuj Go	May	Ind	5736.00(8)	-43%	1720	189	1904	3036	0	42
37	Rsi Kumar	Rup	USA	5662.20(8)	0%	1579	1440	1135	1408	7	14
38	Sulochan d	May	Ind	5600.00(8)	-45%	2479	149*	26	336	0	56
39	Radha Vraj	Mum	Ind	5582.00(8)*	+192%	2791*	0	0	0	0	0
40	Gokuleshwa	Mum	Ind	5530.50(7)	+81%	2121	140	327	3940	0	30
41	Jay Brajes	May	Ind	5492.25(7)	na	1825	17	1924	2013	0	101

42	Tusta Ram	May	Ind	5486.50(6)	-66%	2222	305	647*	648*	0	67
43	Jay Gauran	Mil	Ita	5385.50(9)*	na	2088*	0	1876*	942*	0	24
44	Amiya Vila	May	Ind	5379.25(5)	-59%	2561	0	3	15	0	16
45	Ameyatma d Bho	Ind		5367.25(8)*	na	2439*	222	114	121	0	12
46	Jayananda	May	Ind	5343.50(5)	+74%	2559	0	70	330	0	15
47	Bk Maxim	LA	USA	5257.25(7)	na	1323	1179	2052	1337	0	2
48	Vedasara d Sim	Ger		5142.00(8)*	na	1308*	1203*	1266*	1986*	0	3
49	Bk Keir	LA	USA	4979.15(7)*	na	1590*	1396*	377*	837*	54*	48
50	Sadhu Seva	May	Ind	4934.75(6)	na	2075	112*	208*	619*	0	82
					(%)Change compared				(*)Better than		
					to Jan-Aug 2022				last year		

FAIR PLAY RULES

1997 GBC Resolution #103: That the score system for the Sankirtan Newsletter is changed to include the following for individual distribution:

1. The category "Regular"
 - (a) to count only literature which is actually sold for some profit (ideally double BBT price) and given into the hands of the receivers personally.
 - (b) literature distributed by accepting post dated checks shall only be counted when at least the BBT price has been received.
2. The new category "Subsidized" for the following methods of distribution for individuals:
 - (a) devotees working in teams of two or more and recording their group effort as one score.
 - (b) subsidized books which are sold for BBT price or less.
 - (c) sponsored books which are given to people who can value them (i.e. VIPs, libraries, schools, prisons, etc.).

Those individuals who are doing these types of subsidized distribution must specify it when reporting scores to the newsletter. Temple and Country scores stay the same. There is no need to report temple scores in two categories.

3. Free distribution

Free distribution by individuals and temples who give out literature free of cost shall not be counted in the newsletter (except as provided for in "Subsidized" above).

Note: Individuals distributing an unusually large number of books will automatically be put in the Special Teams Unlimited (Subsidized) category unless they explain why they belong in the Regular category.

The Regular category in the Sankirtan Newsletter is for devotees who approach people one-on-one and personally give them books, getting at least the book cost from each person.

The Team category (or Special Teams Unlimited category) is for everything else, including corporate book distribution, sponsored books, donated books, books sold below BBT cost, groups of two or more devotees, special temple programs, and devotees getting extra help in any other way which other devotees do not have equal access to and which makes it unfair to be included in the Regular category.

95% of all books must be purchased from your local BBT (2004 GBC Res #411).

Thank you for making the Sankirtan Newsletter more useful, meaningful, fair and transparent.

Copyright BBTI, All rights reserved. Editing of data expressly prohibited.
Re-publication by written permission only.