

Please accept my humble obeisances. All glories to Srila Prabhupada!

The situation in Ukraine is inconceivable—ten temples reported book scores! That’s more now than before the war. Many devotees are out of work, freeing them to focus on their true mission, our family business of distributing Prabhupada’s books. It’s Krsna’s mercy. They were #10 in the world last month.

Canada is another remarkable story. With twenty temples reporting, they saw a 37% increase in distribution. Enthusiasm is clearly growing; Canada ranked 4th worldwide.

Among large temples, Melbourne, Australia saw the highest increase, with 11,380 book points—an astounding 305% rise. In the medium category, Gurugram, India led with 2,614 book points, a 332% jump. For small temples, South Bangalore achieved 21,092 book points, a 692% increase.

In the maha-small temples, Winnipeg, Canada reported 467 book points, a 248% increase. This is just one of twenty Canadian temples making a significant impact, as something has clearly sparked a surge to distribute Srila Prabhupada’s books. Keep it up, Prabhus.

Your servant,  
Vijaya das  
iskconbookdistribution.com

For the latest results and to send in your scores go to WSNmobile.com.  
Now with instant results when you enter your own scores.

WORLD	WORLD	SANKIR	NEWS	LETTER
WWW	WWW	SSS TAN	NEWS	NEW
WWW	WWW	SSS SSS	NEWSLE	NEW
WWW WWW WWW	SSSS	NEW NEWS	NEW	
WWW WORLD WWW	SANKIR	NEW NEWS	NEW	
WORLD WORLD	SSS TAN	NEW	LETTER	
WWW WWW	SAN SSS	NEW	NEWSL	
WW WW	KIRTAN	NEWSL	ETTER	

\*\*\*\*\*  
W O R L D S A N K I R T A N N E W S L E T T E R  
\*\*\*\*\*

August 2024

9/29/2024

## 178 Worldwide Temples - Book Points for August, 2024

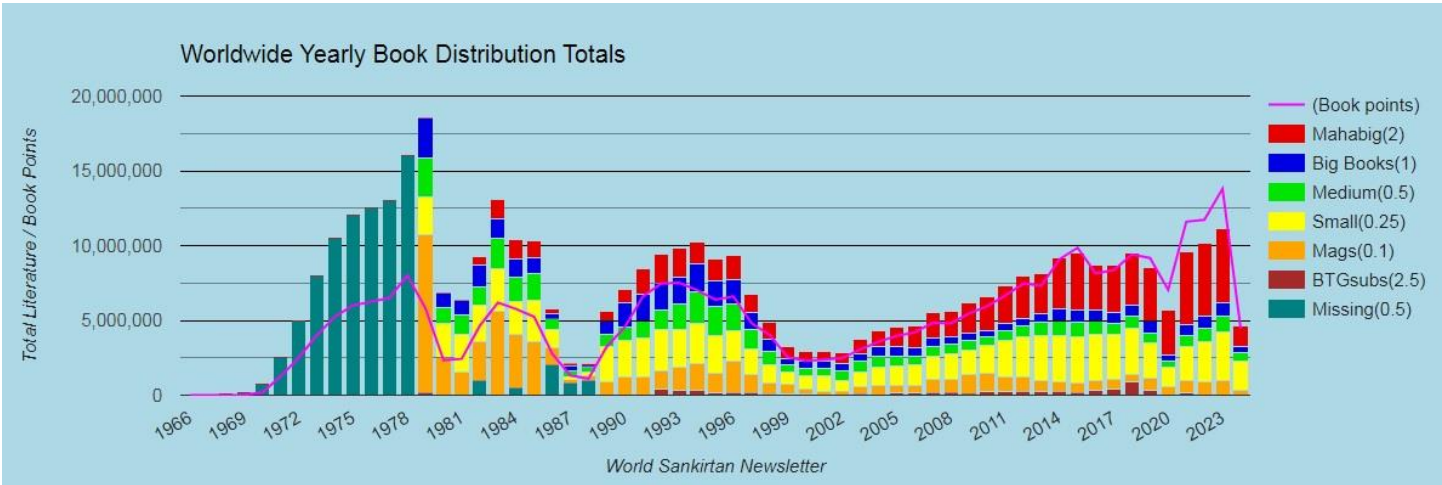


Click/hover on markers to see details (Filter on continent/country to see comparison to last year)

For the pleasure of Srila Prabhupada this page contains the following results for the month of August 2024.

World Totals	Page 2
Monthly Congregation and Weekend Warriors	Page 2
Monthly Continents	Page 3
Monthly Arabic Temple Distribution	Page 3
Monthly Top Ten Temples by Size	Page 3
Monthly Top Ten Temples by Continent	Page 4
Monthly Top Teams and Individuals	Page 5
Monthly Arabic Individual Distributors	Page 5
Monthly All Countries	Page 6
Monthly All Temples	Page 7
Monthly All Prabhupada Diksa Disciples	Page 8
Cumulative Top Ten Countries	Page 9
Cumulative Top Ten Temples	Page 9
Cumulative Top 50 Individuals Worldwide	Page 9

All glories to your service,  
Your servant, Mayapur Sasi dasa



\*\*\*\* Page 2 \*\*\*\*

```

* * * * *
*           -- OFFERING TO SRILA PRABHUPADA --           *
*
*   During the month of August 2024, 177 temples reported   *
*   distributing the following number of books:             *
*
*           194,081 Maha-big books                          *
*           37,305 Big books                                *
*           67,004 Medium books                             *
*           236,293 Small books                             *
*           40,613 Magazines                               *
*           79 BTG subscriptions                            *
*           3,570 Full sets                                 *
*
*           575,770 literatures for the month              *
*           4,685,687 literatures year-to-date            *
*           599,282,345 literatures worldwide since 1965  *
*
*           All glories to Srila Prabhupada!              *
* * * * *

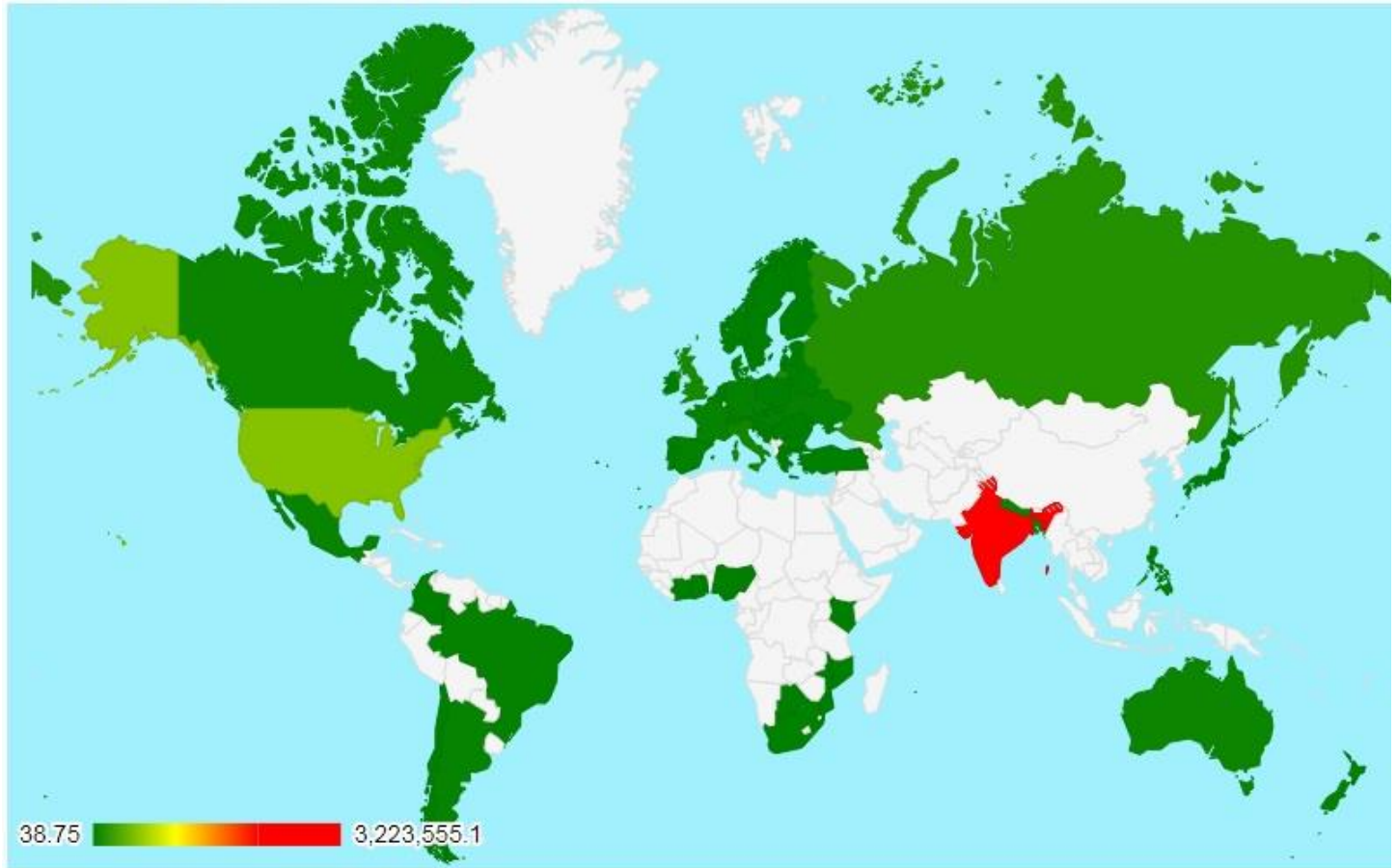
```

World Sankirtan Newsletter  
 CONGREGATIONAL PREACHING  
 August 2024

Congregation and Weekend Warriors		%	M-Big	Big	Medium	Small	BTGs
	Points	Change	Books	Books	Books	Books	Mags
1 Nama Hatta Dept	May Ind44200.00	*+405%	12043*	1250*	2215	4786	0
2 ISV Motel Gita	Sil USA21750.00	*+115%	10875*	0	0	0	0
3 WW Team ISV Week	Sil USA15531.25	-10%	4379	971	1019	1554	0
4 WW Jiva Daya Mar	Bal USA 4512.00	+109%	1700	72	225*	110	0
5 Shastra Dana Sar	Sar Bos 15.00	na	0	0	5	50	0

(%)Change compared to monthly average      (\*)New record for this year

59 Worldwide Countries - Book Points for 2024



\*\*\*\* Page 3 \*\*\*\*

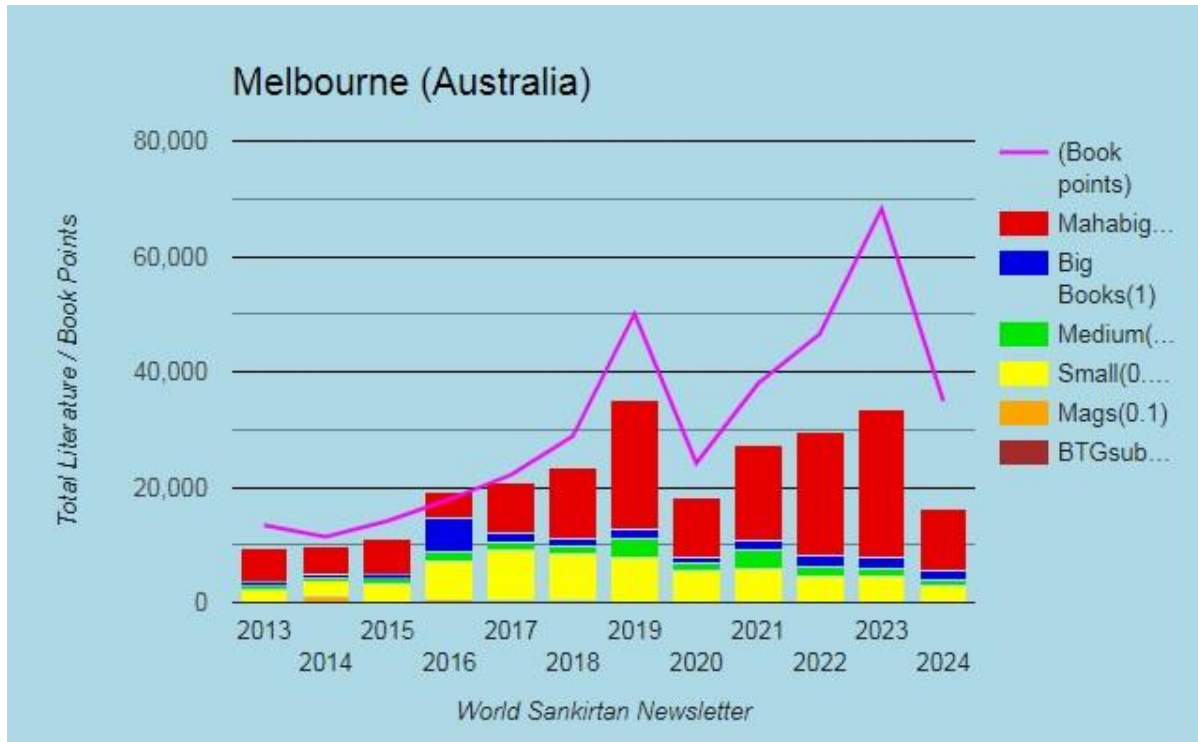
World Sankirtan Newsletter  
MONTHLY CONTINENTS  
August 2024

Continent (temples)	Points	% of World	M-Big Books	Big Books	Medium Books	Small Books	BTGs Mags	Full Sets
1 Asia (37)	468634.70	73%	140943	21707	40162	187664	32866	2877
2 North America (34)	103801.80	16%	34520	9639	8434	17936	2103	361
3 Europe (71)	49719.20	8%	12416	3922	17295	19572	2922	174
4 Australasia (4)	13116.60	2%	3666	490	287	1164	1	147
5 CIS (13)	5523.25	1%	1873	423	471	3755	0	5
6 Africa (13)	3615.50	1%	610	385	355	5190	3195	6
7 Latin America (5)	1098.00	0%	53	739	0	1012	0	0

World Sankirtan Newsletter  
 ARABIC AND FARSI BOOK DISTRIBUTION BY TEMPLE  
 August 2024

Special Promotion Arabic/Farsi Mahabig 6 pts each, Small 3 pts each

Temples (size)	Points	Ar/Fa M-Big	Ar/Fa Big	Ar/Far Medium	Ar/Fa Small	Ar/Fa Mags
1 Los Angeles (L)	USA 5502.00	278	0	0	1278	0
2 Silicon Valley (ISV)	USA 441.00	0	0	0	147	0
3 Munich (S)	Ger 249.00	0	0	0	83	0
4 Cologne (Gauradesh)	Ger 225.00	0	0	0	75	0
5 Simhachalam (S)	Ger 174.00	2	0	0	54	0
6 New York City (M)	USA 141.00	4	0	0	39	0
7 Paris (S)	Fra 135.00	6	0	0	33	0
8 New Mayapur (M)	Fra 108.00	4	0	0	28	0
9 Berlin (S)	Ger 102.00	0	0	0	34	0
10 Genova (MS)	Ita 81.00	6	0	0	15	0
11 Heidelberg (MS)	Ger 66.00	1	0	0	20	0
12 London-Soho (M)	Eng 51.00	1	0	0	15	0
13 Munster (S)	Ger 33.00	0	0	0	11	0
14 Bhaktivedanta Mano	Eng 30.00	0	0	0	10	0
15 Paris Yoga Lyrics	Fra 15.00	0	0	0	5	0
16 Amsterdam (S)	Hol 9.00	0	0	0	3	0
17 San Diego (M)	USA 6.00	0	0	0	2	0
18 Radhadesh (S)	Bel 6.00	1	0	0	0	0
19 Liebenau (S)	Ger 6.00	0	0	0	2	0
20 Nuernberg (MS)	Ger 3.00	0	0	0	1	0
21 Langenthal (S)	Swi 3.00	0	0	0	1	0



World Sankirtan Newsletter

TOP TEN TEMPLES BY SIZE

August 2024

			% Points Change	M-Big Books	Big Books	Medium Books	Small Books	BTGs Mags	Full Sets
TOP TEN LARGE TEMPLES (41+ devotees)									
1	Mayapur	Ind	210475.75*+103%	60848*	7735	18077	36441	22000	1840
2	Mumbai-Juhu	Ind	63105.25 +36%	20837	1582	2156	34981*	0	281
3	Silicon Valley (ISV)	USA	37281.25 +72%	15254	971	1019	1554	0	146
4	Pune	Ind	37120.50*+171%	15411*	1044*	863*	9140*	0	82
5	Vrindavan	Ind	32136.75* +41%	1134*	7018	11784	58763	0	98
6	Los Angeles	USA	28408.00*+109%	8011*	3842	2934	6490	0	46
7	Tirupati	Ind	13243.90 -6%	5878	1013	164*	1054	1294	0
8	Melbourne	Aus	11380.35*+305%	3156*	283*	149	267	1*	139
9	Bhubaneswar	Ind	6766.25* +31%	2328	594*	772*	2047	425*	19
10	Kolkata	Ind	3313.45 +18%	1337	99	59	495	92	11

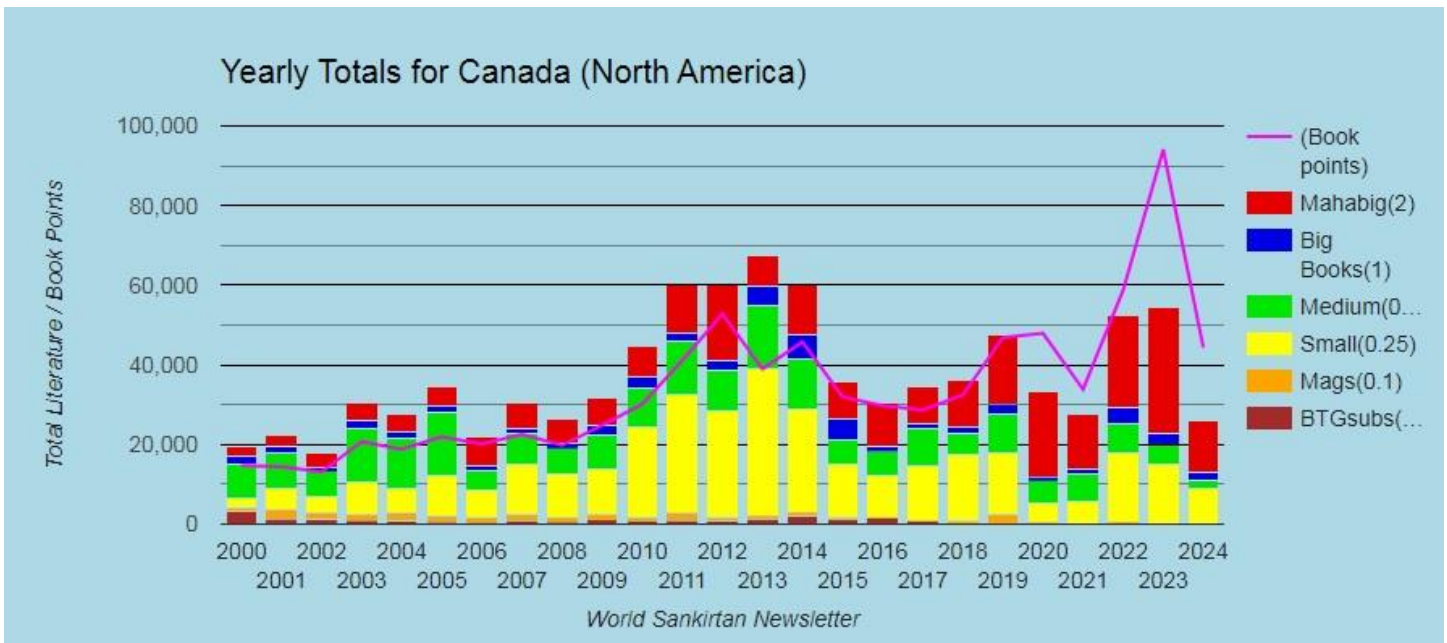
TOP TEN MEDIUM TEMPLES (21-40 devotees)									
1	London-Soho	Eng	12455.75*+137%	3283*	513	2788	2430*	0	96
2	Pune Camp	Ind	9113.00 -30%	4261	18	21	462	150	13
3	Chennai	Ind	5864.20* +39%	2291*	104	189	4290*	112*	0
4	New Delhi (Punj. Bag)	Ind	5000.00 na	2200	0	600	1200	0	0
5	Bhopal	Ind	4072.75 -37%	1737	72	200	1275*	0	3
6	Bharuch	Ind	3229.30 -54%	1235	44*	9	1242	551	6
7	Houston	USA	3186.75*+116%	837	153	126	435	0	33
8	Gurugram	Ind	2614.00*+332%	963*	288*	261	1078*	0	0
9	New York City	USA	2560.75* +56%	775*	349	170	1014	1100	3
10	Salem	Ind	2541.75 +13%	625	262	350	2479	512*	5

TOP TEN SMALL TEMPLES (6-20 devotees)									
1	Bengaluru South	Ind	21092.00*+692%	5398*	0	0	0	0	291
2	Surat	Ind	17270.25*+117%	4999	104	560*	7897	0	166
3	Ypsilanti	USA	7218.00*+117%	1796*	2358*	1396*	2280*	0	0
4	Bahadurgarh	Ind	7188.00 na	1944	1000	2000	5000	500	0
5	Budhanilkantha	Nep	7118.75* +43%	2459*	110	596*	6951*	550*	0
6	Sankirtan Dham TST	Ita	4664.25 -29%	1199	0	4430	61*	0	1
7	Paris	Fra	4380.70*+368%	1332*	29*	1185*	725*	252	23
8	Chandigarh	Ind	4348.50*+145%	959	211	842*	6888*	54	2
9	Toronto	Can	3949.00*+513%	1439*	38	44	84	0	29
10	Swansea	Wal	2973.75 -33%	359	102	3069	2333*	0	1

TOP TEN MAHA-SMALL TEMPLES (1-5 devotees)

1	Baltimore	USA	4512.00	+109%	1700	72	225*	110	0	25
2	Ottawa	Can	2705.50	na	943	234	105	620	0	12
3	Calgary	Can	767.50	+43%	229	12	6	26	0	8
4	Leicester	Eng	711.50*	+127%	216*	127*	260*	90*	0	0
5	Brahmapur	Ind	700.00	-11%	318	17	24	104	90	0
6	Genova	Ita	492.50	-26%	120	0	248	109	0	1
7	Winnipeg	Can	467.50	+248%	109	4	7	102	5	6
8	Porto Alegre	Bra	267.75	-59%	16	229	0	27	0	0
9	Bologna	Ita	229.50	-52%	108	0	27	0	0	0
10	Madrid	Spa	221.00*	+187%	61*	0	0	108*	0	2

\*\*\*\* Page 4 \*\*\*\*



World Sankirtan Newsletter  
 TOP TEN TEMPLES BY CONTINENT  
 August 2024

		%	M-Big	Big	Medium	Small	BTGs	Full		
	Points	Change	Books	Books	Books	Books	Mags	Sets		
TOP TEN TEMPLES - ASIA										
1	Mayapur	Ind	210475.75	+132%	60848	7735	18077	36441	22000	1840
2	Mumbai-Juhu	Ind	63105.25	+56%	20837	1582	2156	34981	0	281
3	Pune	Ind	37120.50	+225%	15411	1044	863	9140	0	82
4	Vrindavan	Ind	32136.75	+61%	1134	7018	11784	58763	0	98
5	Bengaluru South	Ind	21092.00	+890%	5398	0	0	0	0	291
6	Surat	Ind	17270.25	+148%	4999	104	560	7897	0	166
7	Tirupati	Ind	13243.90	+8%	5878	1013	164	1054	1294	0
8	Pune Camp	Ind	9113.00	-20%	4261	18	21	462	150	13
9	Bahadurgarh	Ind	7188.00	na	1944	1000	2000	5000	500	0
10	Budhanilkantha	Nep	7118.75	+63%	2459	110	596	6951	550	0

## TOP TEN TEMPLES - NORTH AMERICA

1	Silicon Valley (ISV)	USA	37281.25	+97%	15254	971	1019	1554	0	146
2	Los Angeles	USA	28408.00	+139%	8011	3842	2934	6490	0	46
3	Ypsilanti	USA	7218.00	+153%	1796	2358	1396	2280	0	0
4	Baltimore	USA	4512.00	+139%	1700	72	225	110	0	25
5	Toronto	Can	3949.00	+601%	1439	38	44	84	0	29
6	Houston	USA	3186.75	+152%	837	153	126	435	0	33
7	Ottawa	Can	2705.50	na	943	234	105	620	0	12
8	New York City	USA	2560.75	+83%	775	349	170	1014	1100	3
9	San Diego	USA	2524.50	+29%	488	582	1187	1038	0	3
10	Brampton	Can	2400.75	+335%	660	134	119	597	0	24

## TOP TEN TEMPLES - EUROPE

1	London-Soho	Eng	12455.75	+170%	3283	513	2788	2430	0	96
2	Sankirtan Dham TST	Ita	4664.25	-14%	1199	0	4430	61	0	1
3	Paris	Fra	4380.70	+435%	1332	29	1185	725	252	23
4	Swansea	Wal	2973.75	+1%	359	102	3069	2333	0	1
5	Budapest	Hun	2231.05	+55%	854	5	1	1127	2358	0
6	Amsterdam	Hol	2149.25	+106%	454	3	139	2914	0	12
7	Simhachalam	Ger	1824.10	+62%	446	445	235	418	6	4
8	Bhaktivedanta Mano	Eng	1493.25	-17%	339	144	869	837	0	0
9	New Mayapur	Fra	1277.90	+63%	402	26	323	440	114	2
10	Radhadesh	Bel	1275.25	+276%	294	74	233	171	0	13

## TOP TEN TEMPLES - AUSTRALASIA

1	Melbourne	Aus	11380.35	+363%	3156	283	149	267	1	139
2	Auckland Loft	New	1438.50	+18%	433	144	79	692	0	8
3	Wellington	New	259.25	-76%	68	56	45	179	0	0
4	Hamilton	New	38.50	+48%	9	7	14	26	0	0

## TOP TEN TEMPLES - CIS

1	Perm	Rus	1785.00	+41%	636	152	132	460	0	5
2	Minsk	Bel	1142.25	+46%	411	191	56	405	0	0
3	Kiev	Ukr	998.75	+78%	439	25	34	315	0	0
4	Kharkov	Ukr	681.50	+18%	158	24	183	1000	0	0
5	Odessa	Ukr	217.50	-10%	43	4	18	474	0	0
6	Dnepropetrovsk	Ukr	209.50	-13%	15	5	28	642	0	0
7	Ivov	Ukr	192.00	na	36	20	0	400	0	0
8	Chernigov	Ukr	74.00	+707%	37	0	0	0	0	0
9	Nikolaev	Ukr	57.50	na	20	0	20	30	0	0
10	Zaporozhye	Ukr	53.25	-34%	25	0	0	13	0	0



TOP TEN TEMPLES - AFRICA

1	Phoenix (MA)	Mau	1130.25	+304%	143	52	65	3013	65	0
2	Durban	Sou	575.15	-24%	75	46	13	567	2309	0
3	Nairobi	Ken	482.20	+144%	123	10	0	184	2	5
4	Lagos	Nig	412.00	+222%	139	101	0	132	0	0
5	Sandton	Sou	314.60	+207%	51	20	28	460	276	1
6	Swedru	Gha	312.00	+67%	0	150	154	160	450	0
7	Phoenix (SA)	Sou	170.00	+13%	42	2	30	276	0	0
8	Blantyre	Mal	64.25	+123%	2	0	43	155	0	0
9	Benin	Nig	55.25	+15%	19	0	0	69	0	0
10	Abidjan	Ivo	38.75	na	15	0	11	5	20	0

TOP TEN TEMPLES - LATIN AMERICA

1	Curitiba	Bra	450.75	-28%	30	376	0	59	0	0
2	Jundiai	Bra	275.50	-36%	1	47	0	906	0	0
3	Porto Alegre	Bra	267.75	-54%	16	229	0	27	0	0
4	Florianopolis	Bra	93.00	-74%	4	82	0	12	0	0
5	Balneario Camboriu	Bra	11.00	-94%	2	5	0	8	0	0

\*\*\*\* Page 5 \*\*\*\*

19 Canada Temples - Book Points for August, 2024



Yellow marker: Better than last year, Yellow circle: At least 10% better, Yellow star: Doubled it!, Blue marker: Less than last year

World Sankirtan Newsletter  
WEEKEND WARRIORS, SPECIAL TEAMS, SPONSORED BOOKS ETC  
August 2024

Individuals	Points	% Change	M-Big Books	Big Books	Medium Books	Small Books	BTGs Mags	Full Sets
1 HH Jayapataka Sw	May Ind33928.50	+35%	11818	298	2561	10592	0	204
2 Sitaram d	Mum Ind25864.25	+10%	11152	896	178	6701	0	25
3 HH Bhakti Vijay	May Ind16192.75	+98%	5804	92	1649	2577	0	84
4 Gopal Balak d	May Ind14242.00	+342%	3692	0	53	110	0	189
5 Kamalapati d	May Ind11904.00	+284%	2980	537	668	1356	0	153
6 Tusta Baladev d	May Ind 7931.50	-28%	2156	675	895	2500	0	62
7 Subal Gour d	May Ind 7202.50	+207%	1902	2	1	192	0	93
8 Sacinandan Bhagw	Pun Ind 7088.00	na	3544	0	0	0	0	0
9 Akhanda Liladhar	Mum Ind 6840.00	na	1710	0	0	0	0	95
10 Ananta Acharya d	May Ind 5828.75	+38%	1313	0	682	1223	0	71
11 Hamsarupa Jivan	Mum Ind 5257.75	na	760	75	476	13555	0	1
12 Mahotsaha d	Atl USA 3519.75	+17%	762	1279	280	3	0	16

(%)Change compared to monthly average      (\*)New record for this year

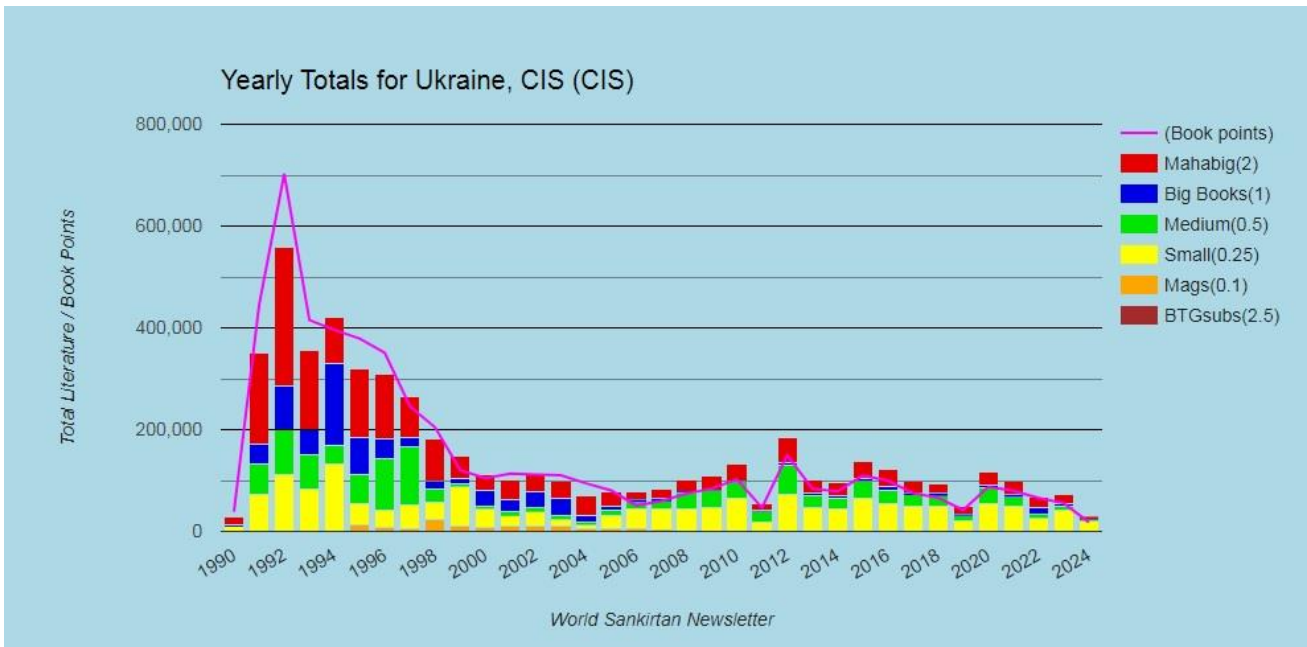
World Sankirtan Newsletter  
TOP 50 INDIVIDUALS  
August 2024

Individuals	Points	% Change	M-Big Books	Big Books	Medium Books	Small Books	BTGs Mags	Full Sets
1 Vamsi Mohan d	Pun Ind 7127.25	+119%	2696	735	352	1929	0	15
2 Bhrgupati d	LA USA 6883.00*	+43%	2857*	726	676	66	0	4
3 Patit Uddhar Gov	May Ind 5989.50*	+397%	2242*	134	34	90	0	37
4 Bk Kevin	LA USA 5490.50*	-4%	343	46	22	1723	0	0
5 Purnananda d	May Ind 4819.50*	+534%	1417*	11	91*	228*	0	52
6 Prematma Gourang	May Ind 4579.50*	+299%	1143*	0	0	102	0	63
7 Bhaktiman Gadadh	May Ind 4576.75	+77%	1540	0	448	771	0	30
8 Mahalaxmi dd	Mel Aus 4560.00*	+300%	1172*	18	4	0	0	62
9 Paramesvara d	Yps USA 4152.00	+25%	1096	1242	496	1880	0	0
10 Sri Gaur Bhakta	Pun Ind 3811.25	na	1269	44	94	265	0	33
11 Hemagiri d	Mum Ind 3656.50*	+62%	1243	188	478*	2398*	0	4
12 Sukishor Sudama	Mum Ind 3620.00*	+403%	910*	0	0	0	0	50
13 Harish Candra d	Mum Ind 3608.25	-1%	1270	128	629	1351	0	8
14 Madan Sundar d	Pun Ind 3201.75*	+548%	1290*	64	110*	1435*	0	4
15 Radha Krsna d	Mum Ind 2957.50*	+85%	802*	77	79	196	0	33
16 Shyamalanga d	May Ind 2638.00*	+62%	707*	0	395	2	0	34
17 Indrapati Damoda	May Ind 2330.00	na	654	389	456	756	0	6
18 Tusta Ram d	May Ind 2318.00*	+211%	630*	188	171*	114	0	21
19 Cakravarti d	Mum Ind 2252.00*	+201%	201	134*	38	6500*	0	2
20 Giri d	Atl USA 2056.75	na	518	813	257	29	0	2
21 Rasananda Sankir	Par Fra 1987.75*	+495%	571*	11*	480*	227*	0	15

22	Bk Sourav	May	Ind	1976.50	-15%	581	376	133	1200*	0	2
23	Surabikunja Nita	May	Ind	1947.00*	+163%	524*	12	322*	24	0	27
24	Jayshri dd	Mum	Ind	1837.25*	+999%	467*	3	9*	127	0	24
25	Prasannya Saci P	May	Ind	1770.25	+36%	631*	0	31	387*	0	11
26	Braja Hridaya d	May	Ind	1704.00	+17%	428	0	0	224*	0	22
27	Dinataran Caitan	May	Ind	1625.75	+56%	547	0	242	347*	0	9
28	Jay Brajeswar d	May	Ind	1625.00*	+126%	364	0	255	486	0	18
29	Amiya Vilas d	May	Ind	1621.00	+37%	306	466	932*	20	0	2
30	Sabda Brahma d	May	Ind	1550.25	+29%	373	217	397	403	0	8
31	Ramdas Abhirama	Atl	USA	1545.00*	+54%	445	7	0	0	0	18
32	Dhira Lalita d	LA	USA	1536.00*	+203%	348*	239*	418*	102	0	8
33	Bk Prasanta	May	Ind	1454.00	-49%	501	332	123	234	0	0
34	Rukmini Vallava	May	Ind	1432.00	-29%	500	123	124	124	0	6
35	Tapas d	Atl	USA	1345.50	-9%	306	591	285	0	0	0
36	Venkat Bhatta d	May	Ind	1325.00	-57%	144	130*	1190	960	0	2
37	Adbhut Hari d	Mum	Ind	1309.25*	+278%	348*	13	125*	1575*	0	4
38	Sukhamay Bishamb	May	Ind	1235.75	-46%	344	308	313	117	0	3
39	Jita Girisa d	Atl	USA	1231.25	+5%	287	534	238	17*	0	0
40	Dwibhuj Gopal d	May	Ind	1218.50	+19%	262	27	248	446	0	12
41	Sacitanoy d	LA	USA	1177.00	+15%	221*	499	467	10	0	0
42	Kripanidhi d	May	Ind	1163.75	-25%	328	160	316	615	0	2
43	Vamsi Gopal d Pu	Pun	Ind	1160.00	na	580	0	0	0	0	0
44	Vinoyananda d	May	Ind	1157.50	-58%	398	18	580	214*	0	0
45	Rsi Kumar d	Atl	USA	1156.00	+92%	333	365	160	36	0	1
46	Ratnanga Achyuta	May	Ind	1152.25*	+82%	322*	95	195	255	0	7
47	Yoga Nrisimha d	May	Ind	1142.25	-53%	280	106	311	851	0	6
48	Dvijamani d	SD	USA	1054.25	+1%	274	203	313	299	0	2
49	Bimal Madhava d	May	Ind	1045.50	+37%	312	0	0	102*	0	11
50	Devavrata d	LA	USA	1029.00*	+148%	322*	0	50	0	0	20

(%)Change compared  
to monthly average

(\*)New record  
for this year



World Sankirtan Newsletter  
ARABIC AND FARSI BOOK DISTRIBUTORS  
August 2024

Special Promotion Arabic/Farsi Mahabig 6 pts each, Small 3 pts each

Temples (size)	Points	Ar/Fa M-Big	Ar/Fa Big	Ar/Far Medium	Ar/Fa Small	Ar/Fa Mags
1 Bk Kevin	LA USA 5115.00*	248	0	0	1209	0
2 Dhira Lalita d	LA USA 282.00	24	0	0	46	0
3 Lilamrita dd	Kol Ger 222.00	0	0	0	74	0
4 Paramatma Krsna	Mun Ger 162.00	0	0	0	54	0
5 Prema Sankirtan	LA USA 87.00	6	0	0	17	0
6 Ajita Gaurangi	Mun Ger 87.00	0	0	0	29	0
7 Vedasara d	Sim Ger 60.00	2	0	0	16	0
8 Bk Paul	Ber Ger 57.00	0	0	0	19	0
9 Doyal Govinda d	Hei Ger 45.00*	1	0	0	13	0
10 Ojasvini Radha	Ber Ger 45.00	0	0	0	15	0
11 Rasananda Sankir	Par Fra 42.00	3	0	0	8	0
12 Dayal Nitai d	Par Fra 36.00	3	0	0	6	0
13 Munindra Gana d	Sim Ger 33.00	0	0	0	11	0
14 Rupa Vilas d	Tre Ger 33.00*	0	0	0	11	0
15 Bk Bjoern	Sim Ger 27.00	0	0	0	9	0
16 HH Janananda Gos	New Fra 21.00	1	0	0	5	0
17 Bhrgupati d	LA USA 18.00	0	0	0	6	0
18 Priya Rani dd	Par Fra 15.00	0	0	0	5	0
19 Harini dd	New Fra 12.00	0	0	0	4	0
20 Yogaraj Gopinath	Hei Ger 12.00	0	0	0	4	0
21 Krishna Candra d	Hei Ger 9.00	0	0	0	3	0
22 Yadurani dd	Par Fra 9.00	0	0	0	3	0
23 Bn Heidi	Sim Ger 9.00	0	0	0	3	0
24 Govardhan d	SD USA 6.00	0	0	0	2	0
25 Ekanath d	Par Fra 6.00	0	0	0	2	0
26 Himanshu d	Par Fra 6.00	0	0	0	2	0
27 Bk Hendrik	Sim Ger 6.00	0	0	0	2	0
28 Amala Hari d	Lan Swi 3.00	0	0	0	1	0
29 Amrita Nrisimha	Nue Ger 3.00	0	0	0	1	0

## World Sankirtan Newsletter

ALL COUNTRIES

August 2024

Country (Temples)	Points	% Change	M-Big Books	Big Books	Medium Books	Small Books	BTGs Mags	Full Sets
1 India (32)	459078.45	+16%	137875	21451	39462	180247	32266	2852
2 United States (14)	91192.55	-49%	30442	8968	7924	15781	2098	270
3 United Kingdom (6)	17944.25	+216%	4291	892	7064	5998	0	97
4 Canada (20)	12609.25	+37%	4078	671	510	2155	5	91
5 Australia	11380.35	+62%	3156	283	149	267	1	139
6 Italy (7)	7628.75	+12%	1956	0	6362	514	0	11
7 Nepal (2)	7184.25	na	2491	110	596	6957	550	0
8 France (7)	6309.10	+85%	1858	56	1728	1822	421	28
9 Germany (13)	3914.95	-33%	734	642	728	1625	7	8
10 Ukraine, CIS (10)	2548.00	+124%	805	78	283	2874	0	0
11 Hungary (2)	2361.70	+16%	906	5	6	1172	2487	0
12 Holland	2149.25	-18%	454	3	139	2914	0	12
13 Bangladesh	2101.75	-82%	515	98	4	267	50	25
14 Russia, CIS (2)	1833.00	-4%	657	154	132	476	0	5
15 New Zealand (3)	1736.25	-22%	510	207	138	897	0	8
16 Czech Republic (3)	1444.75	-36%	158	1062	11	101	0	1
17 Belgium	1275.25	-12%	294	74	233	171	0	13
18 Belarus, CIS	1142.25	+53%	411	191	56	405	0	0
19 Mauritius	1130.25	-27%	143	52	65	3013	65	0
20 Brazil (5)	1098.00	-36%	53	739	0	1012	0	0
21 South Africa (3)	1059.75	+160%	168	68	71	1303	2585	1
22 Spain (6)	1023.25	na	146	243	182	1301	0	2
23 Croatia (2)	936.50	+692%	285	65	78	1050	0	0
24 Austria (3)	835.45	+668%	228	293	106	131	7	0
25 Switzerland (2)	662.75	+44%	109	230	264	176	0	1
26 Ireland	500.00	na	203	22	94	100	0	0
27 Slovenia	498.00	-38%	87	33	77	1010	0	0
28 Norway	496.75	na	156	0	0	739	0	0
29 Kenya	482.20	-65%	123	10	0	184	2	5
30 Nigeria (2)	467.25	na	158	101	0	201	0	0
31 Ghana (3)	336.55	na	1	150	165	199	523	0
32 Lithuania (2)	318.50	+120%	131	33	17	60	0	0
33 Japan (2)	270.25	-43%	62	48	100	193	0	0
34 Slovakia	251.75	na	42	160	0	31	0	0
35 Denmark	173.00	na	84	0	0	20	0	0
36 Greece	171.00	+46%	74	0	46	0	0	0
37 Portugal	169.00	+27%	57	2	10	48	0	1
38 Bulgaria (2)	168.75	-75%	24	57	55	145	0	0
39 Serbia	158.00	na	79	0	0	0	0	0
40 Macedonia	88.25	na	18	25	49	11	0	0
41 Turkey	80.75	+336%	20	13	38	35	0	0
42 Latvia	66.50	na	16	3	0	126	0	0

43 Malawi	64.25	na	2	0	43	155	0	0
44 Bosnia	53.75	+532%	1	8	8	159	0	0
45 Romania (2)	39.25	-54%	5	1	0	113	0	0
46 Ivory Coast	38.75	na	15	0	11	5	20	0
47 Botswana	36.50	na	0	4	0	130	0	0

(%)Change compared  
to Aug last year

\*\*\*\* Page 7 \*\*\*\*

World Sankirtan Newsletter  
ALL TEMPLES  
August 2024

Temples (size)		% Points	Change	M-Big Books	Big Books	Medium Books	Small Books	BTGs Mags	Full Sets
1 Mayapur (L)	Ind	210475.75*	+103%	60848*	7735	18077	36441	22000	1840
2 Mumbai-Juhu (L)	Ind	63105.25	+36%	20837	1582	2156	34981*	0	281
3 Silicon Valley (ISV)	USA	37281.25	+72%	15254	971	1019	1554	0	146
4 Pune (L)	Ind	37120.50*	+171%	15411*	1044*	863*	9140*	0	82
5 Vrindavan (L)	Ind	32136.75*	+41%	1134*	7018	11784	58763	0	98
6 Los Angeles (L)	USA	28408.00*	+109%	8011*	3842	2934	6490	0	46
7 Bengaluru South (S)	Ind	21092.00*	+692%	5398*	0	0	0	0	291
8 Surat (S)	Ind	17270.25*	+117%	4999	104	560*	7897	0	166
9 Tirupati (L)	Ind	13243.90	-6%	5878	1013	164*	1054	1294	0
10 London-Soho (M)	Eng	12455.75*	+137%	3283*	513	2788	2430*	0	96
11 Melbourne (L)	Aus	11380.35*	+305%	3156*	283*	149	267	1*	139
12 Pune Camp (M)	Ind	9113.00	-30%	4261	18	21	462	150	13
13 Ypsilanti (S)	USA	7218.00*	+117%	1796*	2358*	1396*	2280*	0	0
14 Bahadurgarh (S)	Ind	7188.00	na	1944	1000	2000	5000	500	0
15 Budhanilkantha (S)	Nep	7118.75*	+43%	2459*	110	596*	6951*	550*	0
16 Bhubaneswar (L)	Ind	6766.25*	+31%	2328	594*	772*	2047	425*	19
17 Chennai (M)	Ind	5864.20*	+39%	2291*	104	189	4290*	112*	0
18 New Delhi (Punj. Bag)	Ind	5000.00	na	2200	0	600	1200	0	0
19 Sankirtan Dham TST	Ita	4664.25	-29%	1199	0	4430	61*	0	1
20 Baltimore (MS)	USA	4512.00	+109%	1700	72	225*	110	0	25
21 Paris (S)	Fra	4380.70*	+368%	1332*	29*	1185*	725*	252	23
22 Chandigarh (S)	Ind	4348.50*	+145%	959	211	842*	6888*	54	2
23 Bhopal (M)	Ind	4072.75	-37%	1737	72	200	1275*	0	3
24 Toronto (S)	Can	3949.00*	+513%	1439*	38	44	84	0	29
25 Kolkata (L)	Ind	3313.45	+18%	1337	99	59	495	92	11
26 Bharuch (M)	Ind	3229.30	-54%	1235	44*	9	1242	551	6
27 Houston (M)	USA	3186.75*	+116%	837	153	126	435	0	33
28 Swansea (S)	Wal	2973.75	-33%	359	102	3069	2333*	0	1
29 Ottawa (MS)	Can	2705.50	na	943	234	105	620	0	12

30	Gurugram (M)	Ind	2614.00*+332%	963*	288*	261	1078*	0	0
31	New York City (M)	USA	2560.75* +56%	775*	349	170	1014	1100	3
32	Salem (M)	Ind	2541.75 +13%	625	262	350	2479	512*	5
33	San Diego (M)	USA	2524.50 +13%	488	582	1187	1038*	0	3
34	Brampton (S)	Can	2400.75*+280%	660*	134*	119*	597	0	24
35	Budapest (L)	Hun	2231.05 +36%	854	5	1	1127	2358*	0
36	Amsterdam (S)	Hol	2149.25* +37%	454	3	139	2914*	0	12
37	Dhaka-Uttara (S)	Ban	2101.75*+105%	515	98*	4	267	50	25
38	Simhachalam (S)	Ger	1824.10 +35%	446	445*	235	418	6	4
39	Perm (M)	Rus	1785.00 +21%	636	152	132	460	0	5
40	Jamnagar (S)	Ind	1744.05*+139%	608*	23*	17*	329	3	12
41	Atlanta (S)	USA	1711.75* +53%	548*	153*	350	143	0	8
42	Bhaktivedanta Mano	Eng	1493.25 -28%	339	144	869	837	0	0
43	Auckland Loft (S)	New	1438.50 +3%	433	144	79	692	0	8
44	Badrikashram Rajp	Ind	1354.25 na	611	22	20	401	0	0
45	Alachua (S)	USA	1349.30 +7%	388	107	412	272	303	5
46	Madurai (S)	Ind	1304.55 -9%	113	9	228	1283	5628	2
47	New Mayapur (M)	Fra	1277.90 +42%	402	26	323*	440*	114	2
48	Radhadesh (S)	Bel	1275.25*+201%	294*	74	233	171	0	13
49	Dallas (M)	USA	1265.50* +63%	451*	153*	82*	678*	0	0
50	Ujjain (L)	Ind	1164.25 -50%	431	37	77	619	0	3
51	Milan (M)	Ita	1155.00 -33%	281	0	646	288*	0	7
52	Minsk (M)	Bel	1142.25 +28%	411	191	56	405	0	0
53	Phoenix(MA) (S)	Mau	1130.25 +169%	143	52	65	3013	65	0
54	Kolkata Newtown (M)	Ind	1125.50 -25%	403	59*	47*	516	0	5
55	Kiev (L)	Ukr	998.75 +56%	439	25	34	315	0	0
56	Panihati (S)	Ind	975.00 +10%	315	65	102	286	855*	3
57	Prabhupada Bhavan-	Cze	881.75 -40%	84	692	11*	65	0	0
58	Calgary (MS)	Can	767.50 +43%	229	12	6	26	0	8
59	Navsari (S)	Ind	719.00*+122%	245*	0	2	480*	0	5
60	Leicester (MS)	Eng	711.50*+127%	216*	127*	260*	90*	0	0
61	Brahmapur (MS)	Ind	700.00 -11%	318	17	24	104	90	0
62	Kharkov (S)	Ukr	681.50 +3%	158	24	183*	1000	0	0
63	Zurich (S)	Swi	648.25* +52%	106	228*	259*	171	0	1
64	Nellore (S)	Ind	616.75 -20%	140*	15	20	527*	0	5
65	Munich (S)	Ger	592.50 +102%	108	52	58*	125	0	1
66	Miami (S)	USA	587.75* +77%	100*	153	5	651	695*	0
67	Vienna (S)	Aus	580.00* +85%	190	196*	3	10	0	0
68	Durban (L)	Sou	575.15 -33%	75	46	13	567	2309*	0
69	Vancouver (M)	Can	541.25 na	179	29	58	141	0	3
70	Prabhupada Desh (M)	Ita	510.00 +90%	124	0	437*	30	0	1
71	Dublin (S)	Ire	500.00*+171%	203*	22*	94	100	0	0
72	Zagreb (S)	Cro	498.00 +18%	87	33	77*	1010*	0	0
73	Ljubljana (S)	Slo	498.00 -38%	87	33	77	1010	0	0
74	Oslo (S)	Nor	496.75*+186%	156*	0	0	739*	0	0
75	Genova (MS)	Ita	492.50 -26%	120	0	248	109	0	1
76	Nairobi (S)	Ken	482.20*+109%	123	10	0	184*	2	5
77	Padayatra Maharast	Ind	472.75 -84%	189	10	0	339	0	0
78	Winnipeg (MS)	Can	467.50 +248%	109	4	7	102	5	6
79	New Vrajamandala-S	Spa	457.75 -15%	38*	159	49	793	0	0

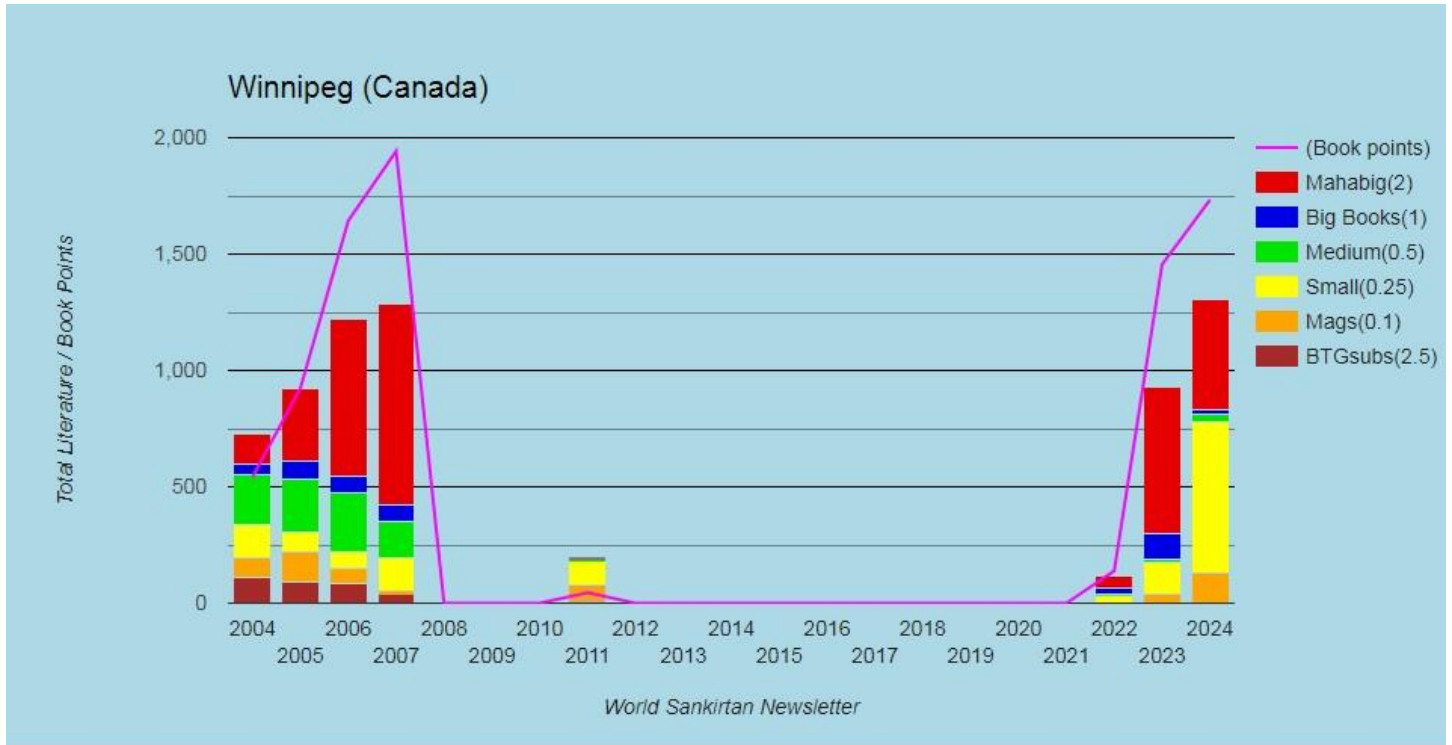
80	Prague (S)	Cze	455.50	-35%	55	338	0	30	0	0
81	Curitiba (M)	Bra	450.75	-37%	30	376	0	59	0	0
82	Split (S)	Cro	438.50*	+100%	198*	32	1	40	0	0
83	Cologne (Gauradesh)	Ger	434.25*	+70%	48	35	58	272	0	0
84	Lagos (M)	Nig	412.00*	+182%	139*	101*	0	132	0	0
85	Burlington (S)	Can	397.75	na	100	120	19	129	0	1
86	Montreal (S)	Can	391.75	-39%	121	71	53	65	0	2
87	Villa Vrndavana (L	Ita	364.50	-46%	121	0	160	26	0	1
88	New Orleans (S)	USA	344.75	-17%	16	54	0	1035	0	0
89	Sandton (S)	Sou	314.60*	+169%	51	20	28	460*	276*	1
90	Swedru (S)	Gha	312.00	+46%	0	150*	154	160	450	0
91	Kaunas (S)	Lit	288.00	+5%	120*	26	17	54	0	0
92	Jundiai (S)	Bra	275.50	-57%	1	47	0	906*	0	0
93	Porto Alegre (MS)	Bra	267.75	-59%	16	229	0	27	0	0
94	Wellington (S)	New	259.25	-79%	68	56	45	179	0	0
95	Pottenstein (S)	Aus	253.45*	+789%	37*	97*	103*	121*	7	0
96	Karuna Bhavan (M)	Sco	252.00*	0%	94*	6*	77*	78*	0	0
97	Bratislava (S)	Slo	251.75	-20%	42	160	0	31	0	0
98	Berlin (S)	Ger	244.10*	+128%	13	18*	97	232*	1	0
99	Tokyo (S)	Jap	239.50	-7%	62	48	77	116	0	0
100	Tucson (S)	USA	239.50	+25%	78	20	15	80	0	1
101	Paris Yoga Lyrics	Fra	233.40*	+324%	59*	1	26	43	49*	2
102	Bologna (MS)	Ita	229.50	-52%	108	0	27	0	0	0
103	Madrid (MS)	Spa	221.00*	+187%	61*	0	0	108*	0	2
104	Odessa (S)	Ukr	217.50	-22%	43	4*	18	474	0	0
105	Thunder Bay (S)	Can	213.25	na	36	0	55	167	0	2
106	Rome (S)	Ita	213.00	-53%	3	0	414	0	0	0
107	Dnepropetrovsk (S)	Ukr	209.50	-28%	15	5	28	642	0	0
108	Frankfurt (S)	Ger	208.50*	+145%	47	12	19*	84*	0	2
109	Lvov (MS)	Ukr	192.00	na	36	20	0	400	0	0
110	Heidelberg (MS)	Ger	185.00	+34%	21	10	88	120	0	0
111	Tours (MS)	Fra	173.75*	+999%	28*	0	29*	269*	0	1
112	Copenhagen (MS)	Den	173.00*	+41%	84*	0	0	20*	0	0
113	Goloka Dhama (S)	Ger	173.00	+14%	27	13	94	92	0	1
114	Athens (MS)	Gre	171.00	+16%	74	0	46	0	0	0
115	Phoenix (SA) (S)	Sou	170.00	-6%	42	2	30	276*	0	0
116	Lisbon (S)	Por	169.00	-41%	57	2	10	48	0	1
117	Padayatra Panjab (	Ind	168.00	na	11	2	0	576	0	0
118	Stouffville (S)	Can	158.50*	+528%	43*	0	1	0	0	2
119	Belgrade (MS)	Ser	158.00	-11%	79	0	0	0	0	0
120	Munster (S)	Ger	149.00*	+562%	10*	36*	50*	151*	0	0
121	Barcelona (MS)	Spa	146.50	-46%	25	27	48	182	0	0
122	Edmonton (S)	Can	144.00	na	36	0	0	0	0	2
123	Sofia (MS)	Bul	142.50	-29%	24	42	40	130	0	0
124	New Vrajadham-Hung	Hun	130.65	-53%	52	0	5	45	129	0
125	Cantabria (S)	Spa	115.50	-61%	2	45	78	110	0	0
126	Saranagati Village	Can	113.00	na	37	3	30	84	0	0
127	Krsnuv Dvur (M)	Cze	107.50	-66%	19	32	0	6	0	1
128	Fredericton (S)	Can	107.50	na	50	0	0	30	0	0
129	Nancy (S)	Fra	105.60	-30%	10	0	3	334*	6	0



130	Firozpur (S)	Ind	95.00	-28%	41	4	18	0	0	0
131	Scarborough (S)	Can	93.50*	+177%	32	14*	7*	48*	0	0
132	Floridianopolis (S)	Bra	93.00	-77%	4	82	0	12	0	0
133	Normandy (MS)	Fra	92.25*	+200%	6	0	160*	1	0	0
134	Skopje (MS)	Mac	88.25	+31%	18*	25	49	11	0	0
135	Padayatra Tamilnad	Ind	83.75	-57%	35	0	0	55	0	0
136	Istanbul (MS)	Tur	80.75	-46%	20	13	38	35	0	0
137	Malaga (MS)	Spa	75.50	-55%	20	12	7	80	0	0
138	Chernigov (MS)	Ukr	74.00*	+573%	37*	0	0	0	0	0
139	Riga (L)	Lat	66.50	-86%	16	3	0	126	0	0
140	Damauli (S)	Nep	65.50*	+72%	32*	0	0	6	0	0
141	Blantyre (MS)	Mal	64.25*	+11%	2	0	43*	155	0	0
142	Rajpura (S)	Ind	60.00	-79%	30	0	0	0	0	0
143	Regina (S)	Can	60.00	na	29	2	0	0	0	0
144	Belfast (MS)	Nor	58.00	-39%	0	0	1	230	0	0
145	Nikolaev (MS)	Ukr	57.50	na	20	0	20	30	0	0
146	Benin (M)	Nig	55.25	-2%	19	0	0	69	0	0
147	Nuernberg (MS)	Ger	55.00	-3%	7	14	23	51	0	0
148	Sarajevo (S)	Bos	53.75*	+149%	1	8	8	159*	0	0
149	Zaporozhye (S)	Ukr	53.25	-45%	25	0	0	13	0	0
150	Magnitogorsk (S)	Rus	48.00	+31%	21	2	0	16	0	0
151	Reunion Island (MS)	Fra	45.50	-72%	21	0	2	10	0	0
152	Saskatoon (S)	Can	40.00	na	20	0	0	0	0	0
153	Chernovtsy (S)	Ukr	40.00	+91%	20	0	0	0	0	0
154	Abidjan (S)	Ivo	38.75	na	15	0	11	5	20	0
155	Hamilton (S)	New	38.50	+27%	9	7*	14	26	0	0
156	Gaborone (S)	Bot	36.50	0%	0	4	0	130*	0	0
157	Milton (S)	Can	33.50*	+70%	11*	10*	1	4*	0	0
158	Osaka (MS)	Jap	30.75	-23%	0	0	23	77	0	0
159	Vilnius (S)	Lit	30.50	-91%	11	7	0	6	0	0
160	Emona (S)	Bul	26.25	-71%	0	15	15	15	0	0
161	Jitomir (S)	Ukr	24.00	+22%	12*	0	0	0	0	0
162	Timisoara (S)	Rom	22.25	-23%	1	1*	0	77	0	0
163	Kumasi (MS)	Gha	19.05	-11%	1	0	11	17	73	0
164	Bad Oyenhausen (S)	Ger	18.50*	+208%	0	1*	2*	66*	0	0
165	Bucharest (S)	Rom	17.00	-29%	4	0	0	36	0	0
166	Liebenau (S)	Ger	15.00	-3%	3	0	2	10	0	0
167	Langenthal (S)	Swi	14.50	-38%	3	2*	5*	5	0	0
168	Hamburg (S)	Ger	11.00	-85%	2	5	2	4	0	0
169	Balneario Camboriu	Bra	11.00	-95%	2	5	0	8	0	0
170	Niagara Falls (S)	Can	10.00	na	0	0	0	40	0	0
171	Red Deer (S)	Can	7.75*	+288%	1*	0	5	13	0	0
172	Vancouver Island (	Can	7.25	na	3	0	0	5	0	0
173	Alicante (S)	Spa	7.00	-81%	0	0	0	28	0	0
174	Nkawkaw (S)	Gha	5.50	-84%	0	0	0	22	0	0
175	Leipzig (S)	Ger	5.00	-81%	2	1	0	0	0	0
176	Krsna West Orlando	USA	2.75	+17%	0	1	3*	1	0	0
177	Linz (S)	Aus	2.00	na	1	0	0	0	0	0

(%)Change compared  
to monthly average

(\*)New high  
this year



World Sankirtan Newsletter  
 PRABHUPADA DIKSA DISCIPLES  
 August 2024

Prabhupada Disciples				% Points Change	M-Big Books	Big Books	Medium Books	Small Books	BTGs Mags	Full Sets
1 HH Jayapataka Sw	May	Ind	33928.50	+35%	11818	298	2561	10592	0	204
2 Bhrgupati d	LA	USA	6883.00*	+43%	2857*	726	676	66	0	4
3 Kripanidhi d	May	Ind	1163.75	-25%	328	160	316	615	0	2
4 Drumila d	New	USA	341.00	-8%	16	54	0	1020*	0	0
5 Caitanya Candra	Dal	USA	276.00	na	65	49	24	340	0	0
6 HH Janananda Gos	New	Fra	89.50	+55%	22	4	20	45	25	0
7 Tadit dd	LA	USA	30.00	-11%	15	0	0	0	0	0
8 Nartaka Gopal dd	Mia	USA	4.00*	+999%	2	0	0	0	0	0

(%)Change compared to monthly average      (\*)New record for this year

365 Worldwide Temples - Book Points for the year 2024 Jan to Aug



Click/hover on markers to see details (Filter on continent/country to see comparison to last year)

World Sankirtan Newsletter  
 TOP TEN COUNTRIES (CUMULATIVE)  
 January thru August, 2024

Country (Temples)	Points	% Change	M-Big Books	Big Books	Medium Books	Small Books	BTGs Mags	Full Sets
1 India (62)	2902535.25	-5%	1032718	185840	331993	1419811	322083	12977
2 United States (22)	526281.35	-3%	189654	61282	79645	126627	9842	3650
3 Russia, CIS (80)	146687.00	-12%	35850	14513	56473	128230	0	210
4 United Kingdom (9)	80425.75	+87%	21927	5754	42416	24684	0	326
5 Italy (8)	63581.75	-16%	20540	0	42766	2846	0	53
6 Nepal (5)	44727.75	+999%	15966	257	4160	41555	700	0
7 Australia (2)	44241.70	+31%	16852	1719	2460	3254	252	358
8 Mexico (7)	34434.75	+45%	956	31534	1025	1905	0	16
9 Bangladesh (10)	29103.70	-37%	11218	1642	2254	11172	2057	298
10 Canada (20)	28666.70	0%	9721	1837	1675	8162	97	205

(%)Change compared to Jan-Aug 2023

World Sankirtan Newsletter  
TOP 100 TEMPLES (CUMULATIVE)  
January thru August, 2024

Temples (size)		Points (Months)	% Change	M-Big Books	Big Books	Medium Books	Small Books	BTGs Mags	Full Sets	
1	Mayapur (L)	Ind	934743.50(8)	+43%	315783	74427	160443	280132	178000	7116
2	New Delhi (L)	Ind	404705.25(7)	-27%	167503	4639	12973	221329	32415	353
3	Mumbai-Juhu (	Ind	387639.00(8)	-7%	149107	11643	29945	211134	0	1104
4	Vrindavan (L)	Ind	191809.25(8)	-44%	2781	58428	83641*	334923	0	402
5	Silicon Valle	USA	189000.00(8)	+37%	76315	11300	27388	25887	0	1078
6	Los Angeles (	USA	123503.70(8)	+13%	34457	26531	24604	41032	442	128
7	Tirupati (L)	Ind	111400.30(8)	+49%	50586	7021	1068	8352	5853*	0
8	Pune (L)	Ind	105681.90(6)	-26%	42531	3787	2605	50762	1034	534
9	Pune Camp (M)	Ind	99982.75(8)	na	48011	623	938	9361	965*	583
10	Surat (S)	Ind	72903.55(8)	-4%	28314	776	2007	36005	1571	506
11	Hyderabad (M)	Ind	61309.80(7)	na	24344	1941	3607	31974	3347	96
12	London-Soho (	Eng	49302.25(8)*	+68%	14573	2579	22349*	12110*	0	306
13	Bhopal (M)	Ind	48990.50(8)	+4%	23125	587	1487	5208	0	203
14	Bharuch (M)	Ind	45548.45(7)	+39%	20765	85	50	9865	4814	110
15	Budhanilkanth	Nep	42040.25(8)	na	14994	223	4048	38941	700	0
16	Mumbai-Chowpa	Ind	40068.40(5)	-19%	11659	1280	8037	41384	2680	339
17	Sankirtan Dha	Ita	37332.25(6)	+17%	11870	0	26993	239	0	14
18	Chennai (M)	Ind	35424.45(8)	na	12877	1876	3395	24227	402	0
19	Ahmedabad (M)	Ind	34680.75(3)	na	15225	1075	817	10989	0	180
20	Bengaluru Sou	Ind	31741.00(5)	na	10642	161	0	0	0	543
21	Melbourne (L)	Aus	31031.45(8)	+119%	10697	1589	1215	2763	2*	339
22	Ypsilanti (S)	USA	27195.50(7)	-4%	7172	8676	2586*	11530	0	0
23	Berdsk (S)	Rus	24620.25(4)	+139%	462	867	33151	25015	0	0
24	Kanpur (L)	Ind	23061.35(1)	na	11393	10	160	717	61	73
25	Buenos Aires	Arg	22968.25(4)	+31%	877	17433	4768	5589	0	10
26	Bhubaneswar (	Ind	22293.20(4)	na	8103	1941	2982	7872	1112	44
27	Cueramaro (S)	Mex	20283.00(5)	+7%	471	19291	0	200	0	7
28	Baltimore (MS	USA	19610.50(8)*	+231%	9021*	237*	362	1002	0	102
29	Padayatra Ind	Ind	18555.00(6)	+53%	6417	219	677	20654	0	10
30	Salem (M)	Ind	18267.00(8)	-19%	6621	1080	1654	10142	1878	147
31	San Diego (M)	USA	18145.75(8)	-3%	4174	4078	7958*	6509	0	14
32	Ujjain (L)	Ind	17398.50(8)	-37%	6369	1679	1244	9150	0	83
33	Baroda (M)	Ind	16878.75(6)	-8%	7207	466	429	7137	0	78
34	Bhaktivedanta	Eng	15952.25(8)	+39%	3667	1926	10725	5209	0	12
35	Moscow-Gita N	Rus	15604.50(4)	+5%	6518	530	1290	5574	0	52
36	Padayatra Mah	Ind	15039.25(6)	+47%	7099*	105	0	2945	0	0
37	Chandigarh (S	Ind	14978.50(7)	-41%	4382	1120	1906	15720	378	35
38	Kolkata (L)	Ind	14529.70(5)	na	6094	575	379	4600	492	11
39	Budapest (L)	Hun	13735.65(8)	+38%	5152	153	35	10573	6179	0
40	St. Petersbur	Rus	13350.75(4)	+16%	3643	2227	2456	10439	0	30
41	Sydney-North	Aus	13210.25(7)	-12%	6155	130	1245	491	250	19
42	Khulna (S)	Ban	12685.75(1)	+999%	5354	437	800	4225	845	118

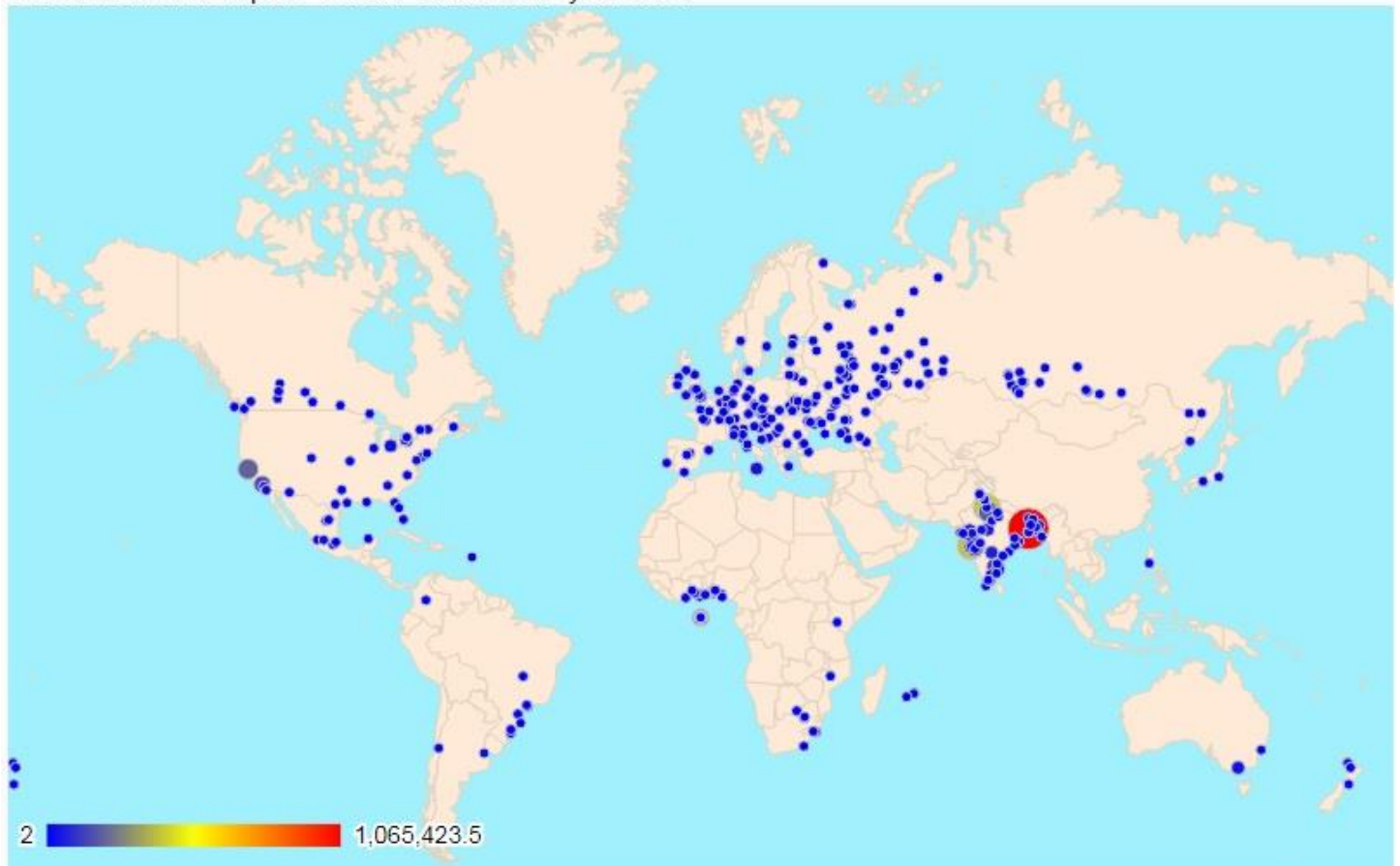
43	New York City	USA	12381.50(7)	* +91%	3213*	2233*	2723	8151*	1100	13
44	Houston (M)	USA	12050.10(7)	+8%	3924	1573	894*	3976	1	110
45	Swansea (S)	Wal	11800.25(3)	na	2591	918	8511	5635	0	8
46	Moscow (L)	Rus	11536.75(4)	+28%	4431	523	1631	5345	0	9
47	Milan (M)	Ita	11456.25(7)	-31%	3806	0	7015	555	0	17
48	Madurai (S)	Ind	11301.55(8)	+11%	1695	62	883*	6833	56278	30
49	Prabhupada Bh	Cze	11203.00(8)	+19%	1209	8347	30	1692	0	15
50	Auckland Loft	NZ	11202.00(8)	+20%	3338	2064	1577	5830	0	19
51	Paris (S)	Fra	10935.95(8)	+309%	3815	98*	3098*	2548	1332*	35
52	Perm (M)	Rus	10654.50(7)	-12%	3929	600	1370	5326	0	27
53	Kolkata Newto	Ind	10070.50(7)	-12%	4419	257*	208	3054	0	33
54	Mexico City (	Mex	9953.00(5)	+366%	463	8282	820	1340	0	9
55	Trivandrum (S	Ind	9950.00(7)	-41%	3926	212	303	1938	3000	60
56	Denver (S)	USA	9854.50(7)	+46%	2889	1202	1974	6124	3565	67
57	Atlanta (S)	USA	9537.75(8)	-9%	3732	552	1920	1239	0	68
58	Wellington (S	NZ	9012.75(8)	+4%	2329	2451	1865	3885	0	8
59	Simhachalam (	Ger	8590.45(6)	-17%	2034	1811	2552	4659	62*	29
60	Toronto (S)	Can	8458.70(8)	-8%	3316	345	614	738	2	46
61	Alachua (S)	USA	7667.50(6)	-42%	2253	734	2417	3706	1305	38
62	Santiago (S)	Chi	7592.50(5)	+12%	387	6583	0	942	0	5
63	New Mayapur (	Fra	7560.90(8)	-48%	2905	130	1164	1976	1027	30
64	Minsk (M)	Bel	7412.75(8)	-9%	2455	1279	920	3055	0	0
65	Padayatra Ben	Ind	7304.75(4)	na	2374	213	172	9031	0	13
66	Dhaka-Uttara	Ban	7220.75(6)	-54%	2530	345	233	2853	860*	96
67	Panihati (S)	Ind	7196.75(8)	+7%	2475	410	711*	2997	6600	75
68	Bahadurgarh (	Ind	7188.00(1)	na	1944	1000	2000	5000	500	0
69	Brampton (S)	Can	6818.00(8)	+34%	2228	330*	340	4496	0	70
70	Dallas (M)	USA	6704.35(8)	-47%	2704	575	370	2141*	11	9
71	Padayatra Utt	Ind	6610.00(5)	-52%	2003	648	0	7824	0	24
72	Durban (L)	SA	6603.35(8)	+54%	1743	1090	161	4093	9236	30
73	Meerut (S)	Ind	6346.75(5)	-42%	2627	0	318	1765	1410	41
74	Bangalore HBR	Ind	6186.75(4)	na	2520	810	269	809	0	0
75	Ljubljana (S)	Slo	6137.75(8)	+6%	1411	653	997	8657	0	0
76	Pondicherry (	Ind	6095.25(1)	na	73	3303	736	6567	6365	0
77	Padayatra Orr	Ind	5667.00(6)	-68%	2256	240	64	3532	0	5
78	Gurugram (M)	Ind	5642.50(6)	* na	2132*	514*	1097*	1264*	0	0
79	Curitiba (M)	Bra	5482.70(8)	-7%	269	4726	25	818	17	0
80	Kiev (L)	Ukr	5478.00(8)	-21%	1870	297	389	4986	0	0
81	Brahmapur (MS	Ind	5393.75(7)	*+354%	2505*	59*	117	805	650	0
82	Prague (S)	Cze	5382.00(8)	-36%	755	3631	0	964	0	0
83	Kharkov (S)	Ukr	5302.25(8)	-32%	1458	193	626	7521	0	0
84	Hillsborough,	USA	5285.65(7)	+22%	1717	306	1887	2185	559	72
85	Amsterdam (S)	Hol	5280.75(3)	-53%	1696	18*	409	4904	0	59
86	Novosibirsk (	Rus	5167.75(3)	+744%	1046	852	1883	5129	0	1
87	New York Quee	USA	5138.25(4)	+13%	1211	885	2842	1641	0	0
88	Kurmagram (S)	Ind	5033.25(5)	-63%	2092	419	0	1721	0	50
89	New Delhi (Pun	Ind	5000.00(1)	-86%	2200	0	600	1200	0	0
90	Ufa New Vraja	Rus	4899.50(4)	+13%	1175	876	2199	2296	0	21
91	Porto Alegre	Bra	4884.90(8)	-29%	254	4177	3	792*	4	0
92	Calgary (MS)	Can	4518.25(8)	*+147%	1304	63	26	137	0	50

93	Spain BBT (MS Spa	4073.00 (5)	na	435	2893	249	742	0	2
94	Accra (M) Gha	3952.55 (6)	na	1006	288	2208	2147	118	10
95	Jamnagar (S) Ind	3929.60 (4)	-32%	1546	54	39	1316	211	25
96	Kemerovo (S) Rus	3857.25 (2)	+999%	338	756	443	8815	0	0
97	Genova (MS) Ita	3838.00 (6)	-30%	1148	0	2051	1661*	0	11
98	Rajkot (S) Ind	3836.75 (2)	na	1293	580	796	1091	0	15
99	Villa Vrndava Ita	3741.75 (6)	-20%	1487	0	1343	241*	0	1
100	New Vrajamand Spa	3674.25 (7)*	na	128*	2532*	394*	2757*	0	1

(%)Change compared to Jan-Aug 2023

(\*)Better than last year

365 Worldwide Temples - Book Points for the year 2024



World Sankirtan Newsletter  
SPECIAL TEAMS BOOK DISTRIBUTION (CUMULATIVE)  
January thru August, 2024

Individuals		Points (Months)	% Change	M-Big Books	Big Books	Medium Books	Small Books	BTGs Mags	Full Sets	
1	HH Jayapat	May Ind	209362.50 (8)	+106%	84678*	1140*	19420	92362	0	660
2	Sitaram d	Mum Ind	191115.75 (8)	+3%	82447	6386	1765	72213*	0	182
3	HH Bhakti	May Ind	73345.25 (8)	+71%	29462	224	12728	19237	0	480
4	Kamalapati	May Ind	30504.75 (7)	-15%	11769	869	1315	2825	0	603
5	Mahotsaha	Atl USA	24509.50 (8)	na	9970	2523	1290	3302	0	345
6	Ras Raj d	New Ind	23695.00 (1)	+999%	11560	30	150	1512	920	0
7	Gopal Bala	May Ind	20681.50 (3) *	na	6695	0	391	1168	0	395
8	Tusta Bala	May Ind	18902.50 (2)	na	5892	2875	1793	5900	0	155
9	Gopibhav d	New Ind	17632.50 (3)	na	8347	10	219	2820	1140	0
10	Sarva Priy	New Ind	16236.00 (1)	+230%	8118	0	0	0	0	5
11	Balai Vraj	May Ind	13329.00 (2)	-27%	5450	800	874	4768	0	268
12	Subal Gour	May Ind	11888.00 (3) *	na	4213*	4	35*	370*	0	244
13	Gokuleshwa	Mum Ind	11590.00 (1)	na	899	0	12255	14658	0	5
14	Harish Can	Mum Ind	10303.50 (2)	-65%	3908	429	2009	4216	0	9
15	Ananta Ach	May Ind	10040.75 (2)	+2%	3012	0	1477	2889	0	231
16	Sunder Mad	New Ind	9225.25 (1)	-27%	4293	118	240	1605	0	0
17	Ratnanga A	May Ind	8291.00 (2)	-48%	3621	431	858	756	0	176
18	Sahasra Ne	New Ind	7496.00 (1)	+38%	3748	0	0	0	0	0
19	Madhusunda	New Ind	7188.00 (1)	-32%	3444	0	0	1200	0	0
20	Sacinandan	Pun Ind	7088.00 (1)	na	3544	0	0	0	0	0
21	Akhanda Li	Mum Ind	6840.00 (1)	na	1710	0	0	0	0	95
22	Guna Dayam	Mum Ind	6580.00 (1)	na	3105	0	289	902	0	12
23	Radhika Kr	New Ind	6246.00 (1)	na	3106	0	0	120	40	0
24	Bhagavat A	Mum Ind	6158.00 (1)	+60%	2453	176	315	3674	0	17
25	Prema Bhak	May Ind	5988.00 (1)	na	935	1069	3247	5702	0	4
26	Sabda Brah	May Ind	5557.50 (1)	na	1347	1593	2224	634	0	28
27	Hamsarupa	Mum Ind	5257.75 (1)	na	760	75	476	13555	0	1
28	Prasannya	May Ind	4951.00 (1)	na	2230	0	973	18	0	38
29	Kripanidhi	May Ind	3813.50 (1)	na	1461	255	1018	510	0	37
30	Radha Krsn	Mum Ind	3636.50 (1)	-84%	1339	290	642	1390	0	59
31	Dwibhuj Go	May Ind	3231.00 (1)	na	1370	81	446	748	0	129
32	Prematma G	May Ind	3230.75 (2)	na	1579	0	60	171	0	122
33	Tusta Ram	May Ind	3131.50 (1)	na	1284	277	346	454	0	61
34	Rukmini Va	May Ind	2663.50 (1)	na	810	345	780	1234	0	35
35	Bk Sourav	May Ind	2622.00 (1)	na	915	345	456	876	0	40
36	Bhaktiman	May Ind	2120.50 (1)	na	767	0	651	1044	0	69
37	Purnananda	May Ind	1915.00 (1)	na	945	0	0	100	0	84
38	Bharadwaj	May Ind	1899.00 (1)	na	888	123	0	0	0	72
39	Amiya Vila	May Ind	1697.50 (1)	-77%	805	35	105	0	0	57
40	Braja Hrid	May Ind	1367.50 (1)	na	683	0	3	0	0	63
41	Bimal Madh	May Ind	1330.00 (1)	-79%	661	0	0	32	0	72

(%) Change compared  
to Jan-Aug 2023

(\*) Better than  
last year

World Sankirtan Newsletter  
TOP 50 INDIVIDUALS (CUMULATIVE)  
January thru August, 2024

Individuals			Points (Months)	% Change	M-Big Books	Big Books	Medium Books	Small Books	BTGs Mags	Full Sets
1	Bk Kevin	LA USA	45720.40(8)*	na	2845*	657	1085	12540*	0	1
2	Bhrgupati	LA USA	40635.75(8)	+38%	15650	5500	6568	1853	0	9
3	Paramesvar	Yps USA	24129.50(7)	-14%	6472	7560	1686*	11130	0	0
4	Harish Can	Mum Ind	21918.75(6)*	na	8461*	906*	3459*	8293*	0	21
5	Bhaktiman	May Ind	20088.25(7)*	+131%	8257*	0	2796	4385	0	99
6	Hemagiri d	Mum Ind	19489.75(8)*	na	7164*	1174*	2593*	10189*	0	17
7	Madhusunda	New Ind	18744.00(5)	+151%	7887	0	2910	5910	375	5
8	Kamal Naya	Mum Ind	15239.00(6)	-28%	2856	15	1222	35604	0	3
9	Yoga Nrisi	May Ind	13318.00(6)	-7%	2928	2565*	4274	10608	0	28
10	Subal Gour	May Ind	12732.75(5)	+50%	6249	0	187	565	0	28
11	Sukhamay B	May Ind	12581.25(6)	-31%	3436	3274	4108	1309	0	29
12	Ananta Ach	May Ind	11924.75(6)	-5%	3885	0	4718	7183	0	50
13	Prema Sank	LA USA	11460.75(8)	-37%	3825	2198	2517	846	0	7
14	Mahalaxmi	Mel Aus	11407.00(7)*	+999%	3582*	355*	62*	20	0	180
15	Patit Uddh	May Ind	10811.50(5)*	+27%	3519	1726*	1192*	478	0	69
16	Braja Hrid	May Ind	10460.75(7)*	na	4728*	0	94	663*	0	52
17	Vamsi Moha	Pun Ind	10383.75(2)*	na	4010*	1036*	505*	2933*	0	18
18	Prematma G	May Ind	10321.50(6)*	+60%	3894	1	130	798	0	117
19	Abhimanyu	Atl USA	9739.50(7)	na	2966	3031	1494	118	0	18
20	Radha Krsn	Mum Ind	9342.00(5)*	na	2694*	945*	1719*	3846*	0	91
21	Bhagavat A	Mum Ind	9279.25(7)	-3%	3805	153	250	4557	0	76
22	Sunder Mad	New Ind	9276.00(4)	+2%	2458	320	2000	11860	750	0
23	Gopal Bala	May Ind	9227.50(5)	+37%	4465	10	107	936	0	83
24	Purnananda	May Ind	8619.75(6)	+41%	3245	11	150	687	0	83
25	Dvijamani	SD USA	8332.25(8)	+42%	2336	1802	2578	1989	0	11
26	Sacitanoy	LA USA	8324.00(8)	-12%	1173	4126	3632	144	0	0
27	Matsya d	Atl USA	8178.50(7)	na	3179	1386	860	18	0	62
28	Bhakta Ava	LA USA	7821.70(7)*	na	2488*	1506*	1372*	2614*	2	26
29	Prema Bhak	May Ind	7687.75(5)	-59%	1649	516	4725	5613	0	23
30	Venkat Bha	May Ind	7466.00(3)*	na	540*	264*	9778*	4644*	0	2
31	Dwibhuj Go	May Ind	7386.75(7)	+38%	2615	266	1652	2531	0	36
32	Kripanidhi	May Ind	7331.75(5)	-22%	2581	656	1867	2177	0	48
33	Sacipriya	May Ind	7281.50(6)	+25%	1235	1988*	2694	5762	0	15
34	Bk Nick	Atl USA	7163.00(5)	na	2155	2244	1208	20	0	12
35	Jita Giris	Atl USA	7099.50(6)*	na	2191*	2062*	1288*	46*	0	16
36	Panchajany	May Ind	7035.00(3)	-47%	3502	0	20	84	0	10
37	Bk Jacob	Atl USA	6827.25(5)	na	2352	1477	1247	91	0	24
38	Cakravarti	Mum Ind	6744.75(7)*	na	1883	201*	268	10287*	0	7
39	Jay Brajes	May Ind	6655.25(8)	+30%	2129	0	1903	3191*	0	59
40	Bk Sourav	May Ind	6619.50(3)	+63%	1822	1606*	1767*	1656*	0	18
41	Amiya Vila	May Ind	6368.50(5)	+24%	1701	1858*	1698*	750*	0	11
42	Sabda Brah	May Ind	6358.25(5)	-57%	1861	916	1872	1985	0	29



43	Sri Krsna	Mum	Ind	6318.00 (3)	na	3053	116	73	238	0	6	
44	Dinataran	May	Ind	5797.25 (5)	*+227%	1482	1000	2616*	805	0	82	
45	Prasannya	May	Ind	5679.50 (4)	*+122%	1696*	1000	1540	486*	0	24	
46	Surabikunj	May	Ind	5654.75 (6)	*+112%	1715	1173*	605*	117	0	66	
47	Ratnanga A	May	Ind	5585.75 (8)	*	na	1341*	1462*	1652*	1455*	0	23
48	Jagadish P	May	Ind	5573.50 (6)	na	1062	0	2973	7852	0	32	
49	Govardhan	SD	USA	5537.75 (8)	+53%	737	1526	3500	3129	0	0	
50	Ajanma Kri	New	Ind	5526.50 (2)	na	2237	40	0	3810	600	0	

(%)Change compared  
to Jan-Aug 2023

(\*)Better than  
last year



Book distribution in Croatia

## FAIR PLAY RULES

1997 GBC Resolution #103: That the score system for the Sankirtan Newsletter is changed to include the following for individual distribution:

### 1. The category "Regular"

- (a) to count only literature which is actually sold for some profit (ideally double BBT price) and given into the hands of the receivers personally.
- (b) literature distributed by accepting post dated checks shall only be counted when at least the BBT price has been received.

### 2. The new category "Subsidized" for the following methods of distribution for individuals:

- (a) devotees working in teams of two or more and recording their group effort as one score.
- (b) subsidized books which are sold for BBT price or less.
- (c) sponsored books which are given to people who can value them (i.e. VIPs, libraries, schools, prisons, etc.).

Those individuals who are doing these types of subsidized distribution must specify it when reporting scores to the newsletter. Temple and Country scores stay the same. There is no need to report temple scores in two categories.

### 3. Free distribution

Free distribution by individuals and temples who give out literature free of cost shall not be counted in the newsletter (except as provided for in "Subsidized" above).

Note: Individuals distributing an unusually large number of books will automatically be put in the Special Teams Unlimited (Subsidized) category unless they explain why they belong in the Regular category.

The Regular category in the Sankirtan Newsletter is for devotees who approach people one-on-one and personally give them books, getting at least the book cost from each person.

The Team category (or Special Teams Unlimited category) is for everything else, including corporate book distribution, sponsored books, donated books, books sold below BBT cost, groups of two or more devotees, special temple programs, and devotees getting extra help in any other way which other devotees do not have equal access to and which makes it unfair to be included in the Regular category.

95% of all books must be purchased from your local BBT (2004 GBC Res #411).

Thank you for making the Sankirtan Newsletter more useful, meaningful, fair and transparent.

Copyright BBTI, All rights reserved. Editing of data expressly prohibited.  
Re-publication by written permission only.