

Please accept my humble obeisances. All glories to Srila Prabhupada!

The Prabhupada Marathon is on. Temples all over the world are going out more to please Krsna and His dearest representative, Srila Prabhupada.

We should live to please Krsna, who says in the Bhagavad Gita that there is no one that pleases Him more than those who are giving out His message. When we go out to give His message to the fallen souls, we're pleasing the heart of Krsna and so our hearts are getting purified. Book distribution is a win-win situation: we're pleasing Krsna, the conditioned souls are finally getting another chance to hear about Him, and we the distributors are getting purified. So for this marathon, let's go all out to please our dear Lord Krsna and his dearest representative, Srila Prabhupada.

Here are some of the book distribution results for October:

Among Large Temples Mumbai-Chowpatty, famous as the simple temple, netted 39,002 book points and had the largest increase in that category with 287%.

Among Medium Temples, London-Soho had a 30% increase for 7,782 book points. The London temple is uniquely situated. You walk out the front door and-- presto-- you're at a sankirtan spot, and a good one. Indeed, quite often I've walked out the front door and met so many nice people who've taken Srila Prabhupada's books.

Among Small Temples, Bahadurgarh was #1 with 11,615 book points. I don't think I've even heard of this city before. It's nice to hear of temples doing well in relatively unknown places.

Among Maha Small Temples Barcelona, Spain achieved the highest increase with 86% for 459 book points. Spain is not an easy place to distribute in (been there, done it), but they're doing it in Barcelona.

I hope this newsletter meets everyone fired up to reach the goal of distributing 4.2 million Bhagavad Gitas for the marathon.
Srila Prabhupada ki-jaya!

Your servant,
Vijaya das
iskconbookdistribution.com

For the latest results and to send in your scores go to WSNmobile.com.
 Now with instant results when you enter your own scores.

WORLD		WORLD		SANKIR		NEWS		LETTER
WWW		WWW		SSS		TAN		NEWS
WWW		WWW		SSS		SSS		NEWSLE
WWW	WWW	WWW		SSSSS				NEW NEWS
WWW	WORLD	WWW				SANKIR		NEW NEWS
	WORLD	WORLD		SSS		TAN		NEW LETTER
	WWW	WWW		SAN		SSS		NEW NEWSL
	WW	WW				KIRTAN		NEWSL ETTER

 W O R L D S A N K I R T A N N E W S L E T T E R

 October 2024 11/30/2024

For the pleasure of Srila Prabhupada this page
 contains the following results for the month of October 2024.

World Totals	Page 2
Monthly Congregation and Weekend Warriors	Page 2
Monthly Continents	Page 3
Monthly Arabic Temple Distribution	Page 3
Monthly Top Ten Temples by Size	Page 3
Monthly Top Ten Temples by Continent	Page 4
Monthly Top Teams and Individuals	Page 5
Monthly Arabic Individual Distributors	Page 5
Monthly All Countries	Page 6
Monthly All Temples	Page 7
Monthly All Prabhupada Diksa Disciples	Page 8
Cumulative Top Ten Countries	Page 9
Cumulative Top Ten Temples	Page 9
Cumulative Top 50 Individuals Worldwide	Page 9

All glories to your service,
 Your servant, Mayapur Sasi dasa

153 Worldwide Temples - Book Points for October, 2024

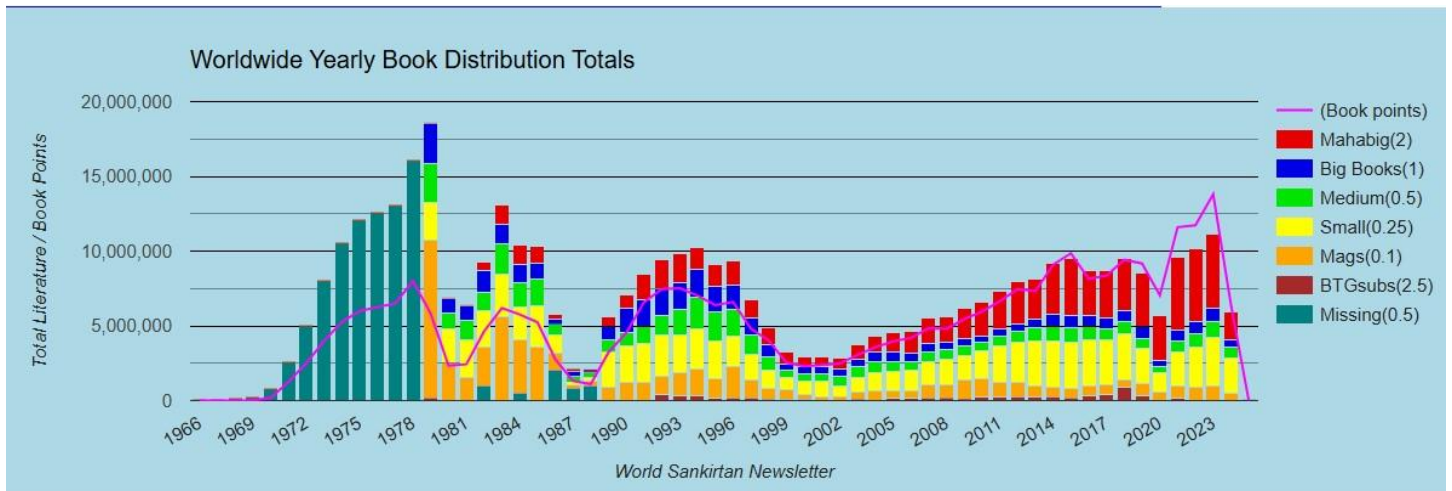


Click/hover on markers to see details (Filter on continent/country to see comparison to last year)

**** Page 2 ****

```

* * * * *
*           -- OFFERING TO SRILA PRABHUPADA --           *
*
*   During the month of October 2024, 153 temples reported   *
*   distributing the following number of books:                *
*
*           128,767 Maha-big books                             *
*           45,785 Big books                                   *
*           64,049 Medium books                               *
*           218,686 Small books                               *
*           37,666 Magazines                                  *
*           93 BTG subscriptions                              *
*           2,073 Full sets                                   *
*
*           495,511 literatures for the month                 *
*           5,995,336 literatures year-to-date                *
*           600,591,994 literatures worldwide since 1965     *
*
*           All glories to Srila Prabhupada!                  *
* * * * *
    
```



WORLDWIDE BOOK DISTRIBUTION
Total Literatures Distributed

World Sankirtan Newsletter
CONGREGATIONAL PREACHING
October 2024

Congregation and Weekend Warriors		% Points Change	M-Big Books	Big Books	Medium Books	Small Books	BTGs Mags
1 Nama Hatta Dept May Ind	19132.00	+23%	6104	247	2328	1460	0
2 WW Team ISV Week Sil USA	9034.35	-67%	2588	1294	1260	2252	6*
3 WW Jiva Daya Mar Bal USA	3197.50	+37%	1040	0	50	50	0
		(%)Change compared to monthly average				(*)New record for this year	

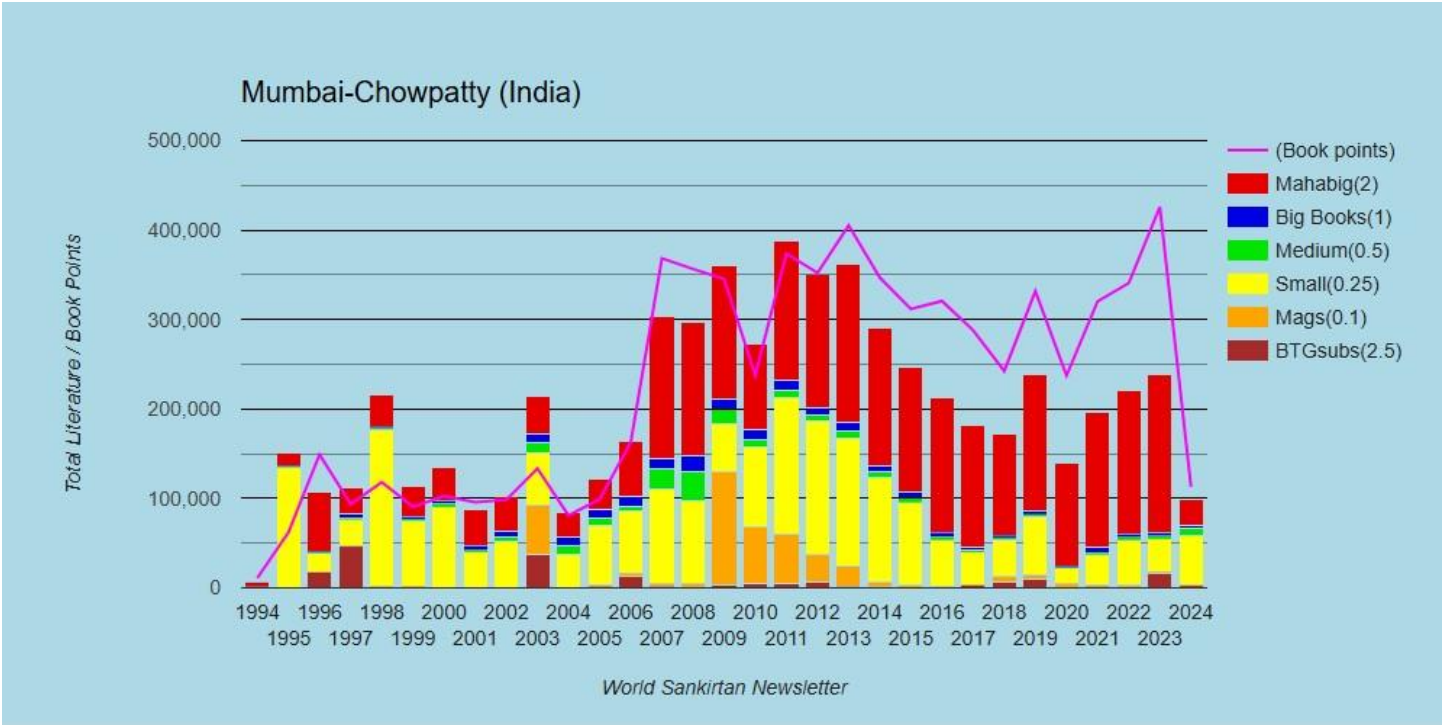
World Sankirtan Newsletter
MONTHLY CONTINENTS
October 2024

Continent (temples)	Points	% of World	M-Big Books	Big Books	Medium Books	Small Books	BTGs Mags	Full Sets
1 Asia (29)	344384.10	74%	95788	22578	41259	182992	32499	1844
2 North America (24)	64900.30	14%	16641	14821	7791	16362	2458	137
3 Europe (68)	42544.60	9%	12342	5582	14017	11180	626	52
4 Australasia (5)	6775.00	1%	2177	444	595	2038	0	38
5 CIS (12)	4021.25	1%	1236	338	258	4257	0	1
6 Africa (10)	2532.85	1%	547	697	129	1509	2641	1
7 Latin America (5)	1484.00	0%	36	1325	0	348	0	0

World Sankirtan Newsletter
 ARABIC AND FARSI BOOK DISTRIBUTION BY TEMPLE
 October 2024

Special Promotion Arabic/Farsi Mahabig 6 pts each, Small 3 pts each

Temples (size)	Points	Ar/Fa M-Big	Ar/Fa Big	Ar/Fa Medium	Ar/Fa Small	Ar/Fa Mags
1 Los Angeles (L)	USA 4425.00	216	0	0	1043	0
2 Simhachalam (S)	Ger 429.00	2	0	0	139	0
3 New York City (M)	USA 195.00	11	0	0	43	0
4 Cologne (Gauradesh)	Ger 174.00	7	0	0	44	0
5 Genova (MS)	Ita 168.00	12	0	0	32	0
6 Paris (S)	Fra 108.00	2	0	0	32	0
7 London-Soho (M)	Eng 87.00	2	0	0	25	0
8 Montreal (S)	Can 75.00	1	0	0	23	0
9 New Mayapur (M)	Fra 51.00	0	0	0	17	0
10 Karuna Bhavan (M)	Sco 39.00	5	0	0	3	0
11 Paris Yoga Lyrics	Fra 15.00	1	0	0	3	0
12 Bhaktivedanta Mano	Eng 9.00	0	0	0	3	0
13 Villa Vrndavana (L	Ita 9.00	0	0	0	3	0
14 RupanugaVedicColle	USA 9.00	0	0	0	3	0
15 Toronto (S)	Can 3.00	0	0	0	1	0
16 Nuernberg (MS)	Ger 3.00	0	0	0	1	0
17 Silicon Valley (ISV	USA 3.00	0	0	0	1	0



World Sankirtan Newsletter

TOP TEN TEMPLES BY SIZE

October 2024

			% Points Change	M-Big Books	Big Books	Medium Books	Small Books	BTGs Mags	Full Sets
TOP TEN LARGE TEMPLES (41+ devotees)									
1	Mumbai-Juhu	Ind	97784.00*+100%	34726*	1736	4289	41646*	0	396
2	Mayapur	Ind	86782.25 -22%	23656	3939	13912	36669	22000	566
3	Vrindavan	Ind	44013.75* +81%	1143	9951	19409*	79145*	0	108
4	Mumbai-Chowpatty	Ind	39002.50*+287%	10429*	358	327	2582	110	471
5	Los Angeles	USA	33681.00*+122%	8098*	10109*	3654	4123	1020*	19
6	Tirupati	Ind	12483.85 -10%	5646	856	157	789	601	0
7	Silicon Valley (ISV)	USA	9034.35 -76%	2588	1294	1260	2252	6*	43
8	Ujjain	Ind	4518.25 +52%	1002	1650*	265	1703	0	11
9	Bhubaneswar	Ind	4196.05 -65%	1337	530	831*	1783	228	6
10	Melbourne	Aus	3159.75 -11%	978	217	99	221	0	29

TOP TEN MEDIUM TEMPLES (21-40 devotees)

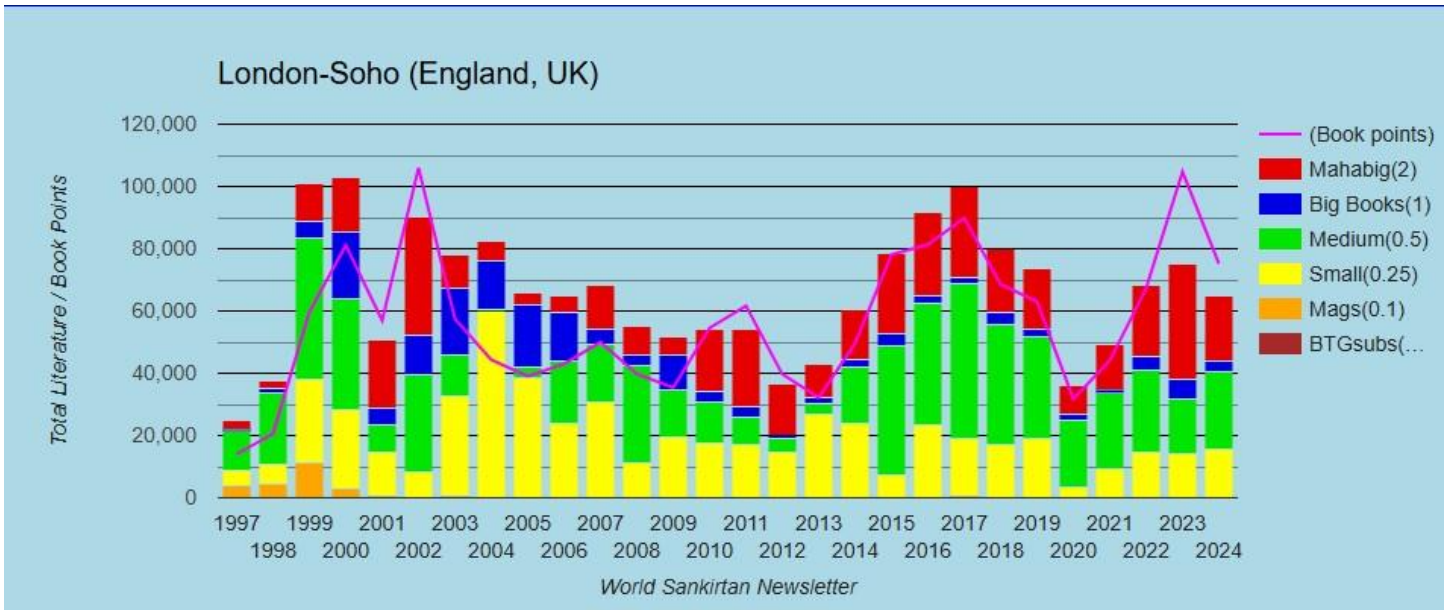
1	London-Soho	Eng	7782.25 +30%	3218	208	805	764	0	18
2	Bharuch	Ind	4849.40 -19%	1848	17	1	256	494	26
3	Baroda	Ind	2451.75 -14%	886	44	76	663	0	12
4	New York City	USA	2254.50 +27%	544	345	556*	1117	300	2
5	San Diego	USA	2130.50 -7%	516	548	767	524	0	1
6	Chennai	Ind	2126.55 -50%	901	56	70	925	23	0
7	Salem	Ind	2010.75 -7%	457	190	413*	1445	112	9
8	Bhopal	Ind	1586.25 -72%	552	40	86	229	0	12
9	Sydney-North	Aus	1581.75 -29%	612	27	372*	363*	0	2
10	VV Nagar	Ind	1517.50 -33%	549	340*	13*	192	250	0

TOP TEN SMALL TEMPLES (6-20 devotees)

1	Bahadurgarh	Ind	11615.00* +62%	4000*	2000*	500	5300*	400	0
2	Surat	Ind	7188.00 -17%	2200	39	79	2486	0	66
3	Swansea	Wal	5871.75* +36%	1705*	611	3512	19	0	3
4	Bengaluru South	Ind	4652.00 -9%	1201	0	0	0	0	65
5	Ypsilanti	USA	3885.50 +1%	1008	1250	309	1860	0	0
6	Sankirtan Dham TST	Ita	2372.25 -61%	569	0	2459	19	0	0
7	Prabhupada Bhavan-	Cze	2301.75* +64%	170	1551*	700*	27	0	2
8	Kurmagram	Ind	2044.75* +90%	542	45	0	927*	0	19
9	Rajpura	Ind	2000.50*+721%	517*	0	0	50*	0	27
10	Panihati	Ind	1945.00 -25%	696	156*	237*	410	860*	3

TOP TEN MAHA-SMALL TEMPLES (1-5 devotees)

1	Baltimore	USA	3197.50	+37%	1040	0	50	50	0	30
2	Porto Alegre	Bra	602.50	+4%	12	542	0	146	0	0
3	Genova	Ita	493.00	-12%	89	0	337	42	0	0
4	Barcelona	Spa	459.00	+86%	100*	160	0	396	0	0
5	Leicester	Eng	346.50	-11%	117	29	124	86	0	0
6	Sofia	Bul	285.00	+48%	13	66	137	498*	0	0
7	Copenhagen	Den	229.50*	+76%	101*	0	0	110*	0	0
8	Plovdiv	Bul	209.75	na	70	38	0	127	0	0
9	Athens	Gre	207.00	+30%	88	0	62	0	0	0
10	Bologna	Ita	171.50	-59%	65	0	47	0	0	1



**** Page 4 ****

World Sankirtan Newsletter
 TOP TEN TEMPLES BY CONTINENT
 October 2024

			% Points Change	M-Big Books	Big Books	Medium Books	Small Books	BTGs Mags	Full Sets	
TOP TEN TEMPLES - ASIA										
1	Mumbai-Juhu	Ind	97784.00	+122%	34726	1736	4289	41646	0	396
2	Mayapur	Ind	86782.25	-14%	23656	3939	13912	36669	22000	566
3	Vrindavan	Ind	44013.75	+101%	1143	9951	19409	79145	0	108
4	Mumbai-Chowpatty	Ind	39002.50	+352%	10429	358	327	2582	110	471
5	Tirupati	Ind	12483.85	-1%	5646	856	157	789	601	0
6	Bahadurgarh	Ind	11615.00	+223%	4000	2000	500	5300	400	0
7	Surat	Ind	7188.00	-8%	2200	39	79	2486	0	66
8	Bharuch	Ind	4849.40	-8%	1848	17	1	256	494	26
9	Bengaluru South	Ind	4652.00	+6%	1201	0	0	0	0	65
10	Ujjain	Ind	4518.25	+69%	1002	1650	265	1703	0	11

TOP TEN TEMPLES - NORTH AMERICA

1	Los Angeles	USA	33681.00	+146%	8098	10109	3654	4123	1020	19
2	Silicon Valley(ISV	USA	9034.35	-73%	2588	1294	1260	2252	6	43
3	Ypsilanti	USA	3885.50	+14%	1008	1250	309	1860	0	0
4	Baltimore	USA	3197.50	+53%	1040	0	50	50	0	30
5	New York City	USA	2254.50	+43%	544	345	556	1117	300	2
6	San Diego	USA	2130.50	+3%	516	548	767	524	0	1
7	Brampton	Can	1611.75	+100%	475	27	57	697	0	12
8	Atlanta	USA	1561.75	+47%	487	32	175	217	0	14
9	Montreal	Can	1278.00	+159%	342	293	124	399	0	2
10	New Vrindaban	USA	916.50	-19%	307	39	35	192	0	6

TOP TEN TEMPLES - EUROPE

1	London-Soho	Eng	7782.25	+44%	3218	208	805	764	0	18
2	Swansea	Wal	5871.75	+70%	1705	611	3512	19	0	3
3	Bhaktivedanta Mano	Eng	2657.00	+65%	637	261	1395	657	0	8
4	Sankirtan Dham TST	Ita	2372.25	-56%	569	0	2459	19	0	0
5	Prabhupada Bhavan-	Cze	2301.75	+82%	170	1551	700	27	0	2
6	Budapest	Hun	2055.80	+34%	690	101	6	2160	318	0
7	Amsterdam	Hol	1490.00	+25%	638	0	31	218	0	4
8	Simhachalam	Ger	1448.00	+23%	231	251	318	599	0	1
9	Milan	Ita	1420.75	+8%	517	0	593	1	0	4
10	Paris	Fra	923.50	-19%	334	4	181	246	35	0

TOP TEN TEMPLES - AUSTRALASIA

1	Melbourne	Aus	3159.75	-1%	978	217	99	221	0	29
2	Auckland Loft	New	1719.25	+31%	495	161	78	1181	0	7
3	Sydney-North	Aus	1581.75	-21%	612	27	372	363	0	2
4	Wellington	New	231.00	-75%	64	34	19	238	0	0
5	Hamilton	New	83.25	+103%	28	5	27	35	0	0

TOP TEN TEMPLES - CIS

1	Perm	Rus	1147.75	-18%	327	96	110	1299	0	1
2	Kiev	Ukr	922.00	+34%	329	25	29	898	0	0
3	Kharkov	Ukr	760.50	+21%	214	114	33	808	0	0
4	Minsk	Bel	570.25	-31%	187	97	71	255	0	0
5	Odessa	Ukr	222.50	-11%	63	5	1	364	0	0
6	Dnepropetrovsk	Ukr	139.25	-41%	21	0	4	381	0	0
7	Kherson	Ukr	110.25	+8%	55	0	0	1	0	0
8	Nikolaev	Ukr	49.00	+70%	22	0	10	0	0	0
9	Jitomir	Ukr	40.00	+164%	0	0	0	160	0	0
10	Chernigov	Ukr	27.50	+43%	11	0	0	22	0	0

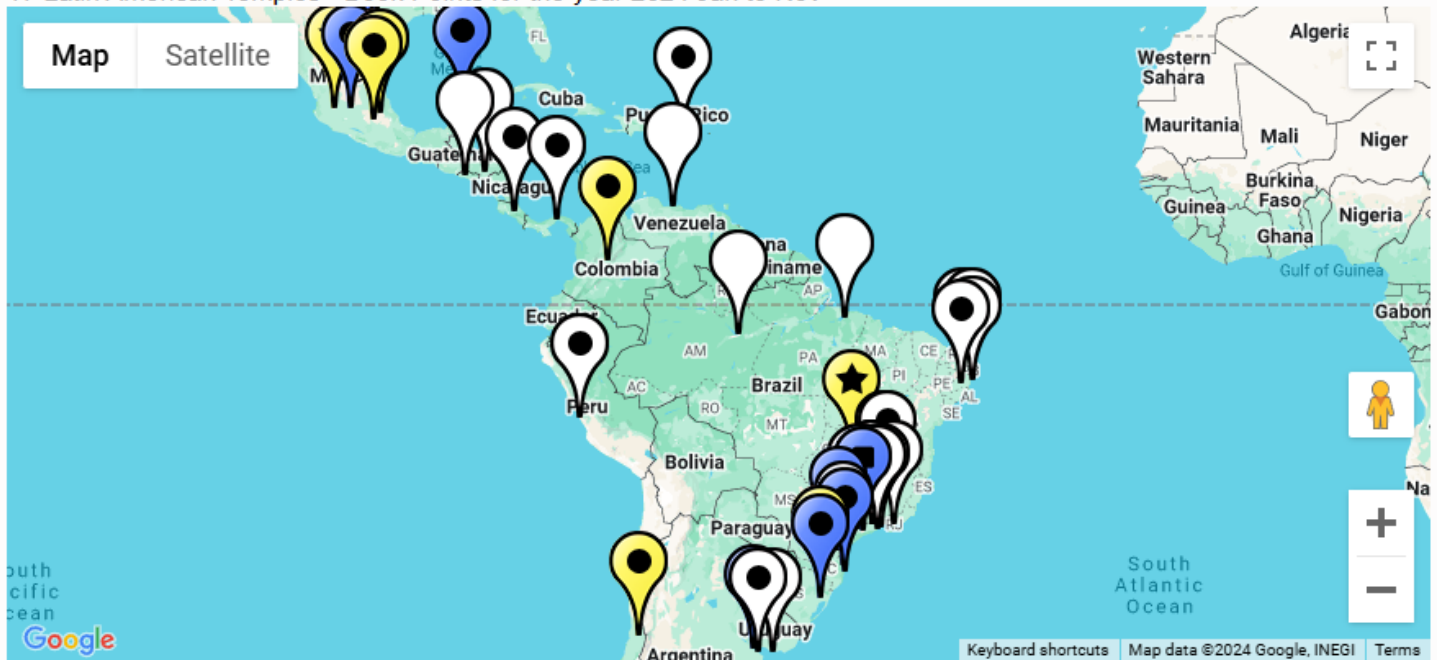
TOP TEN TEMPLES - AFRICA

1	Lagos	Nig	741.75	+231%	200	259	0	331	0	0
2	Durban	Sou	597.15	-26%	127	73	5	147	2309	0
3	Benin	Nig	279.50	+501%	75	90	0	158	0	0
4	Phoenix (SA)	Sou	259.25	+15%	67	42	6	321	0	0
5	Sandton	Sou	246.90	+97%	55	36	19	146	189	1
6	Swedru	Gha	182.05	-28%	0	76	95	177	143	0
7	Jos Nigeria	Nig	122.00	-5%	12	79	0	76	0	0
8	Pietermaritzburg	Sou	56.00	+103%	11	30	4	8	0	0
9	Gaborone	Bot	47.50	+50%	0	12	0	142	0	0
10	East London (SA)	Sou	0.75	-92%	0	0	0	3	0	0

TOP TEN TEMPLES - LATIN AMERICA

1	Porto Alegre	Bra	602.50	+16%	12	542	0	146	0	0
2	Curitiba	Bra	466.00	-22%	10	434	0	48	0	0
3	Florianopolis	Bra	303.25	-3%	10	247	0	145	0	0
4	Balneario Camboriu	Bra	64.00	-50%	4	55	0	4	0	0
5	Jundiai	Bra	48.25	-86%	0	47	0	5	0	0

17 Latin American Temples - Book Points for the year 2024 Jan to Nov

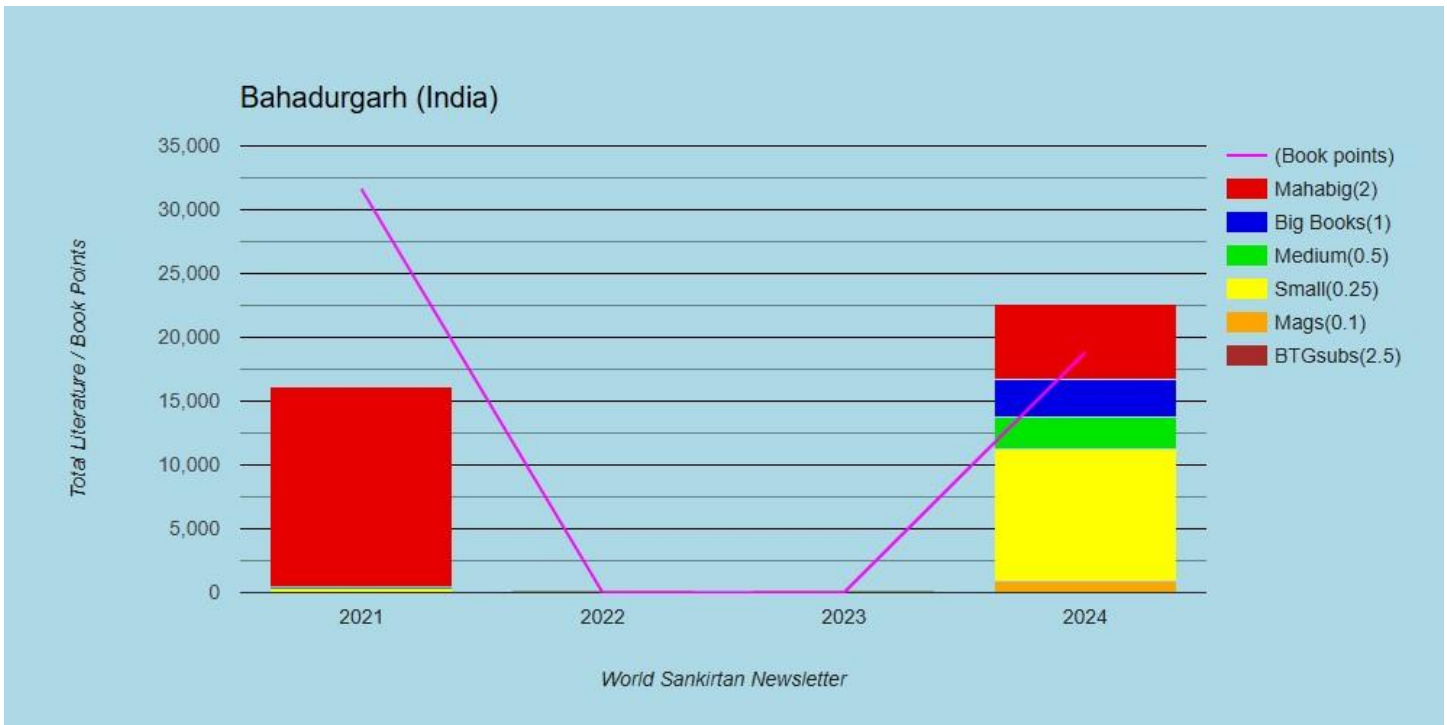


Yellow marker: Better than last year, Yellow circle: At least 10% better, Yellow star: Doubled it!, Blue marker: Less than last year, White marker: Missing for 2 years

World Sankirtan Newsletter
WEEKEND WARRIORS, SPECIAL TEAMS, SPONSORED BOOKS ETC
October 2024

Individuals			Points	% Change	M-Big Books	Big Books	Medium Books	Small Books	BTGs Mags	Full Sets
1	Sitaram d	Mum Ind	27624.25	+16%	10220	819	206	21161	0	28
2	HH Jayapataka Sw	May Ind	19204.50	-23%	5464	462	3121	15224	0	68
3	Adbhut Hari d	Mum Ind	16447.00	na	8177	11	0	40	0	2
4	Bhagavat Ashraya	Mum Ind	10085.00	+43%	3456	0	10	0	0	88
5	Parijat dd	Mum Ind	10065.50	na	2525	0	0	46	0	139
6	Bk Biswajit	May Ind	9845.00	na	2622	1072	422	600	0	106
7	Kamalapati d	May Ind	6423.00	+54%	1780	398	257	2650	0	56
8	Radha Krsna d	Mum Ind	5668.00	+38%	1370	135	410	848	0	66
9	HH Bhakti Vijay	May Ind	5434.50	-37%	1483	1	1789	2692	0	25
10	Mahotsaha d	Atl USA	4587.75	+40%	1295	906	239	1	0	27

(%)Change compared to monthly average (*)New record for this year



World Sankirtan Newsletter

TOP 50 INDIVIDUALS

October 2024

Individuals			Points	% Change	M-Big Books	Big Books	Medium Books	Small Books	BTGs Mags	Full Sets
1	Bhrgupati d	LA USA	8772.00*	+62%	3940*	426	500	0	0	6
2	Harish Candra d	Mum Ind	5816.25	+64%	1645	308*	1653*	4991*	0	4
3	Hemagiri d	Mum Ind	4543.25*	+94%	1327	337*	942*	4037*	0	2
4	Guna Dayamaya d	Mum Ind	4456.75	na	1944	31	87	465	0	13
5	Prema Sankirtan	LA USA	4063.50*	+222%	1064*	981*	873*	393*	0	0
6	Bk Kevin	LA USA	3989.25*	-30%	193	3	36	1111	0	0
7	Paramesvara d	Yps USA	3885.50	+13%	1008	1250	309	1860	0	0
8	Hamsarupa Jivan	Mum Ind	3295.25*	+26%	714*	40*	516*	5845*	0	3
9	Suresa d	Atl USA	3034.25*	+60%	726*	1272*	605*	31*	0	0
10	Kripanidhi d	May Ind	2973.75	+116%	961	200	585	509	0	12
11	Amoghalila d	LA USA	2942.50*	+793%	144	33*	72	862*	0	0
12	Bk Charandeep	Atl USA	2658.00	na	753	751	265	66	0	7
13	Prema Bhaktiprak	May Ind	2616.00	+70%	646	115	527	3350*	0	3
14	Sulochan d 2	May Ind	2583.50*	+334%	684	0	55*	0	0	33
15	Ameyatma d	Atl USA	2532.50*	+435%	730*	736*	241	0	0	6
16	Sacitanoy d	LA USA	2398.00	+100%	460	997*	962*	0	0	0
17	Giri d	Atl USA	2311.00	0%	603	688	254	8	0	8
18	Bhaktiman Gadadh	May Ind	2232.00	-18%	545	0	688*	1032*	0	15
19	Govinda Ananda d	LA USA	2172.50*	+999%	904*	262*	205*	0	0	0
20	Purushottam Hari	Mum Ind	2088.00*	+599%	1044*	0	0	0	0	0
21	Mohanrup d	Ujj Ind	1977.75*	+441%	99	1540*	173*	613*	0	0
22	Abhimanyu Suta d	Atl USA	1892.25	+44%	513	721	285	11	0	0
23	Jita Girisa d	Atl USA	1851.75*	+60%	472	707*	312*	35	0	1
24	Sukishor Sudama	Mum Ind	1800.25	+52%	450	0	0	1*	0	25
25	Sukhamay Bishamb	May Ind	1765.75	-10%	483	497	284	211	0	3
26	Tapas d	Atl USA	1724.25*	+25%	404*	708*	338*	13	0	1
27	Dvijamani d	SD USA	1428.00*	+40%	436	277	399	174	0	1
28	Subal Gour d	May Ind	1426.75	-44%	450	16	0	315*	0	12
29	Dhira Lalita d	LA USA	1396.25	+49%	346	266	762	53	0	1
30	Yoga Nrisimha d	May Ind	1376.75	-32%	248	139	430	1963	0	2
31	Sabda Brahma d	May Ind	1355.75	+15%	366	220	398	387	0	3
32	Bk Laksmana	Atl USA	1285.50	na	326	272	606	234	0	0
33	Bk David KL	Atl USA	1277.50	na	325	449	204	18	0	2
34	Sitanath d	Ujj Ind	1233.00	+111%	469	47	18	20	0	9
35	Ananta Acharya d	May Ind	1114.25	-44%	186	0	695	1147	0	3
36	Janardana Krsna	Atl USA	1059.25*	+36%	246	455*	220*	9	0	0
37	Rama Krishna d	LA USA	864.00	na	216	0	0	0	0	12
38	Sacipriya Nitai	May Ind	819.75	-25%	130	125	231	1133	0	1
39	Jay Brajeswar d	May Ind	747.50	-6%	147	0	436*	654	0	2
40	Raghunath Prasad	Ujj Ind	729.50*	+470%	145*	63	74	1070	0	2
41	Jay Gauranga d	Mil Ita	704.00	+106%	317	0	104	0	0	1

42	Bn Anita	Mel Aus	695.00	-32%	188	28	1	10	0	8
43	Sunanda d	NY USA	686.00	-9%	101	99	0	1540*	0	0
44	Bk Joseph	Rup USA	676.25	+171%	128*	309	178	56	0	0
45	Nidra dd	Den USA	646.50	-10%	152	120	63	188	0	4
46	Suresvara d	Pra Cze	608.25*	+144%	31	510*	0	1	0	1
47	Dwibhuj Gopal d	May Ind	600.50	-42%	112	69	248	374	0	5
48	Akhanda Liladhar	Mum Ind	584.00	-56%	274	0	0	0	0	1
49	Govardhan d	SD USA	580.25	-18%	50	250	304	313	0	0
50	Tirtha Govinda d	May Ind	550.00	+22%	147	50	114	308	0	2

(%)Change compared to monthly average (*)New record for this year

World Sankirtan Newsletter
 ARABIC AND FARSI BOOK DISTRIBUTORS
 October 2024

Special Promotion Arabic/Farsi Mahabig 6 pts each, Small 3 pts each

Temples (size)	Points	Ar/Fa M-Big	Ar/Fa Big	Ar/Far Medium	Ar/Fa Small	Ar/Fa Mags
1 Bk Kevin	LA USA 3888.00*	173	0	0	950	0
2 Amoghalila d LA	LA USA 2754.00*	103	0	0	712*	0
3 Prema Sankirtan	LA USA 525.00	41	0	0	93	0
4 Bk Vasili	NY USA 177.00	11	0	0	37	0
5 Harini dd	New Fra 45.00	0	0	0	15	0
6 Dayal Nitai d	Par Fra 18.00	1	0	0	4	0
7 Priya Rani dd	Par Fra 15.00	0	0	0	5	0
8 Yadurani dd	Par Fra 15.00	1	0	0	3	0
9 Dhira Lalita d	LA USA 12.00	2	0	0	0	0
10 Bk Joseph	Rup USA 9.00	0	0	0	3	0
11 Ekanath d	Par Fra 6.00	0	0	0	2	0
12 HH Janananda Gos	New Fra 3.00	0	0	0	1	0

World Sankirtan Newsletter
 ALL COUNTRIES
 October 2024

Country (Temples)	Points	% Change	M-Big Books	Big Books	Medium Books	Small Books	BTGs Mags	Full Sets
1 India (29)	344384.10	-4%	95788	22578	41259	182992	32499	1844
2 United States (15)	60959.95	-13%	15432	14466	7470	14995	2447	119
3 United Kingdom (8)	18039.00	+311%	6086	1203	6335	2293	0	29
4 Italy (8)	6115.25	+561%	1689	0	4908	124	0	5
5 Australia (2)	4741.50	-6%	1590	244	471	584	0	31
6 Canada (9)	3940.35	-1%	1209	355	321	1367	11	18
7 Czech Republic (3)	3143.25	-14%	198	2307	712	121	0	2
8 Hungary (2)	2372.65	+63%	791	154	11	2297	569	0
9 Ukraine, CIS (9)	2283.00	-50%	721	144	77	2634	0	0
10 Germany (10)	2219.00	-19%	380	369	451	1002	0	3
11 New Zealand (3)	2033.50	-42%	587	200	124	1454	0	7
12 France (6)	1819.70	-49%	595	11	620	448	57	1
13 Holland	1490.00	na	638	0	31	218	0	4
14 Brazil (5)	1484.00	+30%	36	1325	0	348	0	0
15 Spain (4)	1332.00	-13%	290	431	120	756	0	2
16 Russia, CIS (2)	1168.00	-34%	328	97	110	1368	0	1
17 South Africa (5)	1160.05	+54%	260	181	34	625	2498	1
18 Nigeria (3)	1143.25	+152%	287	428	0	565	0	0
19 Croatia (2)	993.00	+32%	321	131	4	728	0	2
20 Switzerland	776.00	+138%	156	254	194	92	0	3
21 Austria (3)	652.00	+279%	188	250	30	44	0	0
22 Belarus, CIS	570.25	-21%	187	97	71	255	0	0
23 Slovenia	561.75	+56%	102	90	113	845	0	0
24 Latvia	535.75	na	249	1	5	137	0	0
25 Bulgaria (3)	519.75	-9%	88	104	137	685	0	0
26 Portugal	406.25	na	180	0	25	135	0	0
27 Norway	266.25	na	72	0	0	489	0	0
28 Denmark	229.50	na	101	0	0	110	0	0
29 Greece	207.00	na	88	0	62	0	0	0
30 Ireland	203.75	na	38	5	132	83	0	1
31 Lithuania (2)	197.75	+174%	20	148	8	23	0	0
32 Ghana	182.05	na	0	76	95	177	143	0
33 Sweden (2)	128.50	na	44	24	0	66	0	0
34 Romania (2)	121.25	+147%	4	42	0	285	0	0
35 Turkey	84.00	-69%	16	14	52	48	0	0
36 Macedonia	61.50	na	3	25	61	0	0	0
37 Bosnia	61.50	+124%	2	17	6	150	0	0
38 Botswana	47.50	+79%	0	12	0	142	0	0
39 Poland	8.25	na	3	2	0	1	0	0

(%) Change compared
 to Oct last year

World Sankirtan Newsletter

ALL TEMPLES

October 2024

Temples (size)		Points	% Change	M-Big Books	Big Books	Medium Books	Small Books	BTGs Mags	Full Sets	
1	Mumbai-Juhu (L)	Ind	97784.00*	+100%	34726*	1736	4289	41646*	0	396
2	Mayapur (L)	Ind	86782.25	-22%	23656	3939	13912	36669	22000	566
3	Vrindavan (L)	Ind	44013.75*	+81%	1143	9951	19409*	79145*	0	108
4	Mumbai-Chowpatty (L)	Ind	39002.50*	+287%	10429*	358	327	2582	110	471
5	Los Angeles (L)	USA	33681.00*	+122%	8098*	10109*	3654	4123	1020*	19
6	Tirupati (L)	Ind	12483.85	-10%	5646	856	157	789	601	0
7	Bahadurgarh (S)	Ind	11615.00*	+62%	4000*	2000*	500	5300*	400	0
8	Silicon Valley (ISV)	USA	9034.35	-76%	2588	1294	1260	2252	6*	43
9	London-Soho (M)	Eng	7782.25	+30%	3218	208	805	764	0	18
10	Surat (S)	Ind	7188.00	-17%	2200	39	79	2486	0	66
11	Swansea (S)	Wal	5871.75*	+36%	1705*	611	3512	19	0	3
12	Bharuch (M)	Ind	4849.40	-19%	1848	17	1	256	494	26
13	Bengaluru South (S)	Ind	4652.00	-9%	1201	0	0	0	0	65
14	Ujjain (L)	Ind	4518.25	+52%	1002	1650*	265	1703	0	11
15	Bhubaneswar (L)	Ind	4196.05	-65%	1337	530	831*	1783	228	6
16	Ypsilanti (S)	USA	3885.50	+1%	1008	1250	309	1860	0	0
17	Baltimore (MS)	USA	3197.50	+37%	1040	0	50	50	0	30
18	Melbourne (L)	Aus	3159.75	-11%	978	217	99	221	0	29
19	Bhaktivedanta Mano	Eng	2657.00	+48%	637	261	1395	657	0	8
20	Baroda (M)	Ind	2451.75	-14%	886	44	76	663	0	12
21	Sankirtan Dham TST	Ita	2372.25	-61%	569	0	2459	19	0	0
22	Prabhupada Bhavan-	Cze	2301.75*	+64%	170	1551*	700*	27	0	2
23	New York City (M)	USA	2254.50	+27%	544	345	556*	1117	300	2
24	Kolkata (L)	Ind	2225.20	-29%	907	61	48	418	57	7
25	San Diego (M)	USA	2130.50	-7%	516	548	767	524	0	1
26	Chennai (M)	Ind	2126.55	-50%	901	56	70	925	23	0
27	Budapest (L)	Hun	2055.80	+20%	690	101*	6	2160*	318	0
28	Kurmagram (S)	Ind	2044.75*	+90%	542	45	0	927*	0	19
29	Salem (M)	Ind	2010.75	-7%	457	190	413*	1445	112	9
30	Rajpura (S)	Ind	2000.50*	+721%	517*	0	0	50*	0	27
31	Panihati (S)	Ind	1945.00	-25%	696	156*	237*	410	860*	3
32	Chandigarh (S)	Ind	1756.75	-53%	416	83	146	1065	126	13
33	Auckland Loft (S)	New	1719.25	+18%	495	161	78	1181	0	7
34	Rajkot (S)	Ind	1675.25	-47%	577	210	208	325	0	4
35	Brampton (S)	Can	1611.75	+80%	475	27	57	697	0	12
36	Bhopal (M)	Ind	1586.25	-72%	552	40	86	229	0	12
37	Sydney-North (M)	Aus	1581.75	-29%	612	27	372*	363*	0	2
38	Atlanta (S)	USA	1561.75*	+33%	487	32	175	217	0	14
39	VV Nagar (M)	Ind	1517.50	-33%	549	340*	13*	192	250	0
40	Periyakulam (S)	Ind	1495.75*	+406%	335*	34	53*	1225*	2790*	5
41	Amsterdam (S)	Hol	1490.00	0%	638	0	31	218	0	4
42	Simhachalam (S)	Ger	1448.00	+8%	231	251	318	599	0	1

43	Milan (M)	Ita	1420.75	-4%	517	0	593	1	0	4
44	Montreal (S)	Can	1278.00*	+122%	342	293*	124	399*	0	2
45	Perm (M)	Rus	1147.75	-27%	327	96	110	1299	0	1
46	Trivandrum (S)	Ind	1048.25*	-24%	361*	23*	17	171	0	11
47	Tirunelveli (S)	Ind	997.25	-15%	171	5	53	611	4350	1
48	Paris (S)	Fra	923.50	-28%	334	4	181	246	35	0
49	Kiev (L)	Ukr	922.00	+21%	329	25	29	898	0	0
50	New Vrindaban (L)	USA	916.50	-27%	307	39	35*	192*	0	6
51	Karuna Bhavan (M)	Sco	915.75*	+153%	268*	40*	413*	420*	0	0
52	New York Queens (S)	USA	893.00	-30%	122	99	30	2140*	0	0
53	RupanugaVedicColle	USA	850.25	+53%	167	368	230	100	0	0
54	Kolkata Newtown (M)	Ind	822.50	-45%	211	29	28	638	0	6
55	Houston (M)	USA	796.25	-54%	266	140	127	243	0	0
56	Zurich (S)	Swi	776.00*	+68%	156	254*	194	92	0	3
57	Padayatra Orrisa (Ind	770.50	-18%	219	138*	0	778	0	0
58	New Mayapur (M)	Fra	769.35	-24%	219	2	404	170	21	1
59	Kharkov (S)	Ukr	760.50	+9%	214	114*	33	808	0	0
60	Prague (S)	Cze	756.75	+14%	15	717*	0	39	0	0
61	Lagos (M)	Nig	741.75	+198%	200	259*	0	331*	0	0
62	Prabhupada Desh (M)	Ita	722.00*	+156%	192*	0	668*	16	0	0
63	Denver (S)	USA	681.50	-63%	152	120	63	188	350	4
64	Alicante (S)	Spa	671.75*	+999%	111*	230	120*	351*	0	2
65	Porto Alegre (MS)	Bra	602.50	+4%	12	542	0	146	0	0
66	Durban (L)	Sou	597.15	-34%	127	73	5	147	2309*	0
67	Zagreb (S)	Cro	582.00	+46%	165	53	3	718	0	1
68	Minsk (M)	Bel	570.25	-37%	187	97	71	255	0	0
69	Ljubljana (S)	Slo	561.75	-24%	102	90	113	845	0	0
70	Vienna (S)	Aus	559.50	+74%	173	207*	8	10	0	0
71	Riga (L)	Lat	535.75	+53%	249*	1	5	137	0	0
72	Cologne(Gauradesh)	Ger	527.00*	+98%	96	53	79	230	0	2
73	Genova (MS)	Ita	493.00	-12%	89	0	337	42	0	0
74	Miami (S)	USA	480.10	+26%	69	70	7	766	771	0
75	Curitiba (M)	Bra	466.00	-30%	10	434	0	48	0	0
76	Barcelona (MS)	Spa	459.00	+86%	100*	160	0	396	0	0
77	Villa Vrndavana (L)	Ita	452.75	-24%	178	0	154	46	0	0
78	New Orleans (S)	USA	443.00	+11%	0	44	202	1192	0	0
79	Jamnagar (S)	Ind	435.05	-48%	198	0	4	109	98	0
80	Toronto (S)	Can	427.25	-83%	188	18	37	48	0	0
81	Split (S)	Cro	411.00	+63%	156	78	1	10	0	1
82	Lisbon (S)	Por	406.25	+61%	180*	0	25	135	0	0
83	Dwarka (S)	Ind	389.50	-50%	105	48	37	452*	0	0
84	Leicester (MS)	Eng	346.50	-11%	117	29	124	86	0	0
85	New Vrajadham-Hung	Hun	316.85	+14%	101	53*	5	137	251	0
86	Floridianopolis (S)	Bra	303.25	-12%	10	247	0	145	0	0
87	Sofia (MS)	Bul	285.00	+48%	13	66	137	498*	0	0
88	Rome (S)	Ita	283.00	-28%	42	0	398	0	0	0
89	Benin (M)	Nig	279.50*	+434%	75*	90*	0	158*	0	0
90	Vancouver (M)	Can	274.00	-95%	79	9	89	34	0	2
91	Oslo (S)	Nor	266.25	+11%	72	0	0	489	0	0
92	Phoenix(SA) (S)	Sou	259.25	+1%	67	42	6	321*	0	0

93 Aldenham (S)	Uni	257.50	+51%	75*	50	60*	110	0	0
94 Sandton (S)	Sou	246.90	+77%	55	36	19	146	189	1
95 Wellington (S)	New	231.00	-78%	64	34	19	238	0	0
96 Copenhagen (MS)	Den	229.50*	+76%	101*	0	0	110*	0	0
97 Odessa (S)	Ukr	222.50	-20%	63	5*	1	364	0	0
98 Plovdiv (MS)	Bul	209.75	na	70	38	0	127	0	0
99 Athens (MS)	Gre	207.00	+30%	88	0	62	0	0	0
100 Dublin (S)	Ire	203.75	-50%	38	5	132	83	0	1
101 Torino (S)	Ita	200.00*	+194%	37*	0	252*	0	0	0
102 Swedru (S)	Gha	182.05	-35%	0	76	95	177	143	0
103 Bologna (MS)	Ita	171.50	-59%	65	0	47	0	0	1
104 Vilnius (S)	Lit	157.00	-42%	5	140	7	14	0	0
105 Tucson (S)	USA	154.25	-21%	68	8	5	31	0	0
106 S. London (S)	Eng	143.50	na	66	4	15	0	0	0
107 Dnepropetrovsk (S)	Ukr	139.25	-48%	21	0	4	381	0	0
108 Jos Nigeria (S)	Nig	122.00	-21%	12	79	0	76	0	0
109 Calgary (MS)	Can	120.50	-84%	49	3	2	2	0	1
110 Kherson (S)	Ukr	110.25	-4%	55	0	0	1	0	0
111 New Vrajamandala-S	Spa	107.25	-80%	34	37	0	9	0	0
112 Hamburg (S)	Ger	104.50	+91%	31	29*	0	54*	0	0
113 Korsnas Gard (L)	Swe	101.75	-29%	35	21*	0	43	0	0
114 Spain BBT (MS)	Spa	94.00	-87%	45	4	0	0	0	0
115 Pottenstein (S)	Aus	91.50	-31%	15	42	22	34	0	0
116 Scarborough (S)	Can	89.50	+43%	34	1	2	6	0	1
117 Krsnuv Dvur (M)	Cze	84.75	-68%	13	39	12	55	0	0
118 Istanbul (MS)	Tur	84.00	-40%	16	14	52	48	0	0
119 Hamilton (S)	New	83.25	+81%	28	5	27*	35	0	0
120 Bucharest (S)	Rom	79.00*	+233%	0	27	0	208*	0	0
121 Oakville (S)	Can	68.25	-69%	25	0	0	73	0	0
122 Belfast (MS)	Nor	64.75	-32%	0	0	11	237	0	0
123 Reunion Island (MS)	Fra	64.60	-62%	25	3	13	20	1	0
124 Balneario Camboriu	Bra	64.00	-57%	4	55	0	4	0	0
125 Sarajevo (S)	Bos	61.50	+107%	2	17	6	150	0	0
126 Skopje (MS)	Mac	61.50	-23%	3	25	61*	0	0	0
127 Pietermaritzburg (Sou	56.00	+83%	11	30*	4	8	0	0
128 Nikolaev (MS)	Ukr	49.00	-15%	22*	0	10	0	0	0
129 Jundiai (S)	Bra	48.25	-88%	0	47	0	5	0	0
130 Gaborone (S)	Bot	47.50	+25%	0	12	0	142*	0	0
131 Nuernberg (MS)	Ger	45.75	-16%	10	8	16	28	0	0
132 Paris Yoga Lyrics	Fra	43.50	-33%	10	1	17	7	0	0
133 Timisoara (S)	Rom	42.25	+53%	4*	15*	0	77	0	0
134 Kaunas (S)	Lit	40.75	-85%	15	8	1	9	0	0
135 Winnipeg (MS)	Can	40.30	-84%	4	3	5	104*	8	0
136 Jitomir (S)	Ukr	40.00	+120%	0	0	0	160*	0	0
137 Goloka Dhama (S)	Ger	35.75	-81%	5	3	14	63	0	0
138 Stouffville (S)	Can	30.80	-55%	13	1	5*	4	3	0
139 Chernigov (MS)	Ukr	27.50	+25%	11	0	0	22*	0	0
140 Almvik (L)	Swe	26.75	-85%	9	3	0	23	0	0
141 Emona (S)	Bul	25.00	-74%	5	0	0	60	0	0
142 Munster (S)	Ger	23.25	-50%	5	8	9	3	0	0

143	Magnitogorsk (S)	Rus	20.25	-41%	1	1	0	69*	0	0
144	Normandy (MS)	Fra	16.75	-64%	7	0	4	3	0	0
145	Frankfurt (S)	Ger	15.00	-83%	0	15	0	0	0	0
146	Zaporozhye (S)	Ukr	12.00	-86%	6	0	0	0	0	0
147	Berlin (S)	Ger	10.00	-90%	0	0	10	20	0	0
148	Liebenau (S)	Ger	8.75	-66%	2	1	5	5	0	0
149	Poznan (M)	Pol	8.25	na	3	2	0	1	0	0
150	Tours (MS)	Fra	2.00	-92%	0	1*	1	2	0	0
151	Munich (S)	Ger	1.00	-100%	0	1	0	0	0	0
152	Linz (S)	Aus	1.00	-95%	0	1	0	0	0	0
153	East London (SA)	(S Sou	0.75	-93%	0	0	0	3	0	0

(%)Change compared to monthly average

(*)New high this year

**** Page 8 ****

World Sankirtan Newsletter

PRABHUPADA DIKSA DISCIPLES

October 2024

Prabhupada Disciples			Points	% Change	M-Big Books	Big Books	Medium Books	Small Books	BTGs Mags	Full Sets
1	HH Jayapataka Sw	May Ind	19204.50	-23%	5464	462	3121	15224	0	68
2	Bhrgupati d	LA USA	8772.00*	+62%	3940*	426	500	0	0	6
3	Kripanidhi d	May Ind	2973.75	+116%	961	200	585	509	0	12
4	Amoghalila d	LA USA	2942.50*	+793%	144	33*	72	862*	0	0
5	Nidra dd	Den USA	646.50	-10%	152	120	63	188	0	4
6	Drumila d	New USA	347.00	-1%	0	24	180	932	0	0
7	HH Janananda Gos	New Fra	53.35	-31%	10	2	38	34	11	0
8	Tadit dd	LA USA	24.00	-24%	12	0	0	0	0	0

(%)Change compared to monthly average

(*)New record for this year

385 Worldwide Temples - Book Points for the year 2024 Jan to Oct

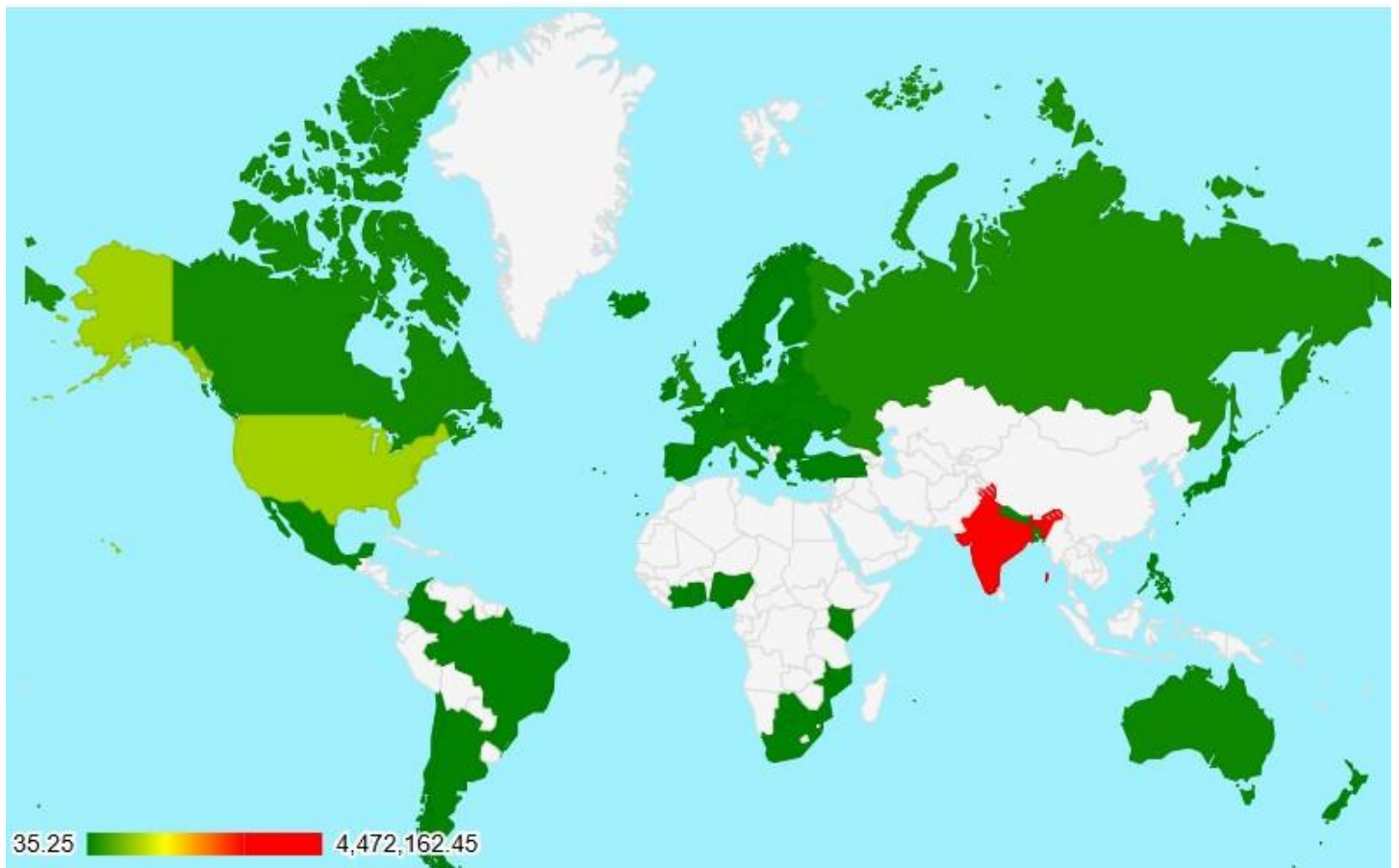


Click/hover on markers to see details (Filter on continent/country to see comparison to last year)

World Sankirtan Newsletter
 TOP TEN COUNTRIES (CUMULATIVE)
 January thru October, 2024

Country (Temples)	Points	% Change	M-Big Books	Big Books	Medium Books	Small Books	BTGs Mags	Full Sets
1 India (68)	3759391.55	-8%	1387692	228600	410520	1762691	416477	23992
2 United States (25)	802541.55	+1%	304161	93661	96194	165173	14624	8488
3 Russia, CIS (80)	151456.25	-37%	37448	14871	56933	132819	0	222
4 United Kingdom (10)	110016.00	-7%	32839	8332	54712	30907	0	434
5 Italy (9)	76920.50	-10%	24132	0	55241	3135	0	76
6 Canada (25)	68213.55	+1%	30556	2475	2490	10813	143	1014
7 Australia (2)	56777.55	+6%	24187	2122	3409	4311	253	643
8 Nepal (5)	49604.00	+999%	17823	319	4532	45132	900	0
9 Mexico (7)	34434.75	-17%	956	31534	1025	1905	0	16
10 Czech Republic (4)	32041.25	+24%	3186	24201	872	3905	20	22

(%)Change compared to Jan-Oct 2023



World Sankirtan Newsletter
TOP 100 TEMPLES (CUMULATIVE)
January thru October, 2024

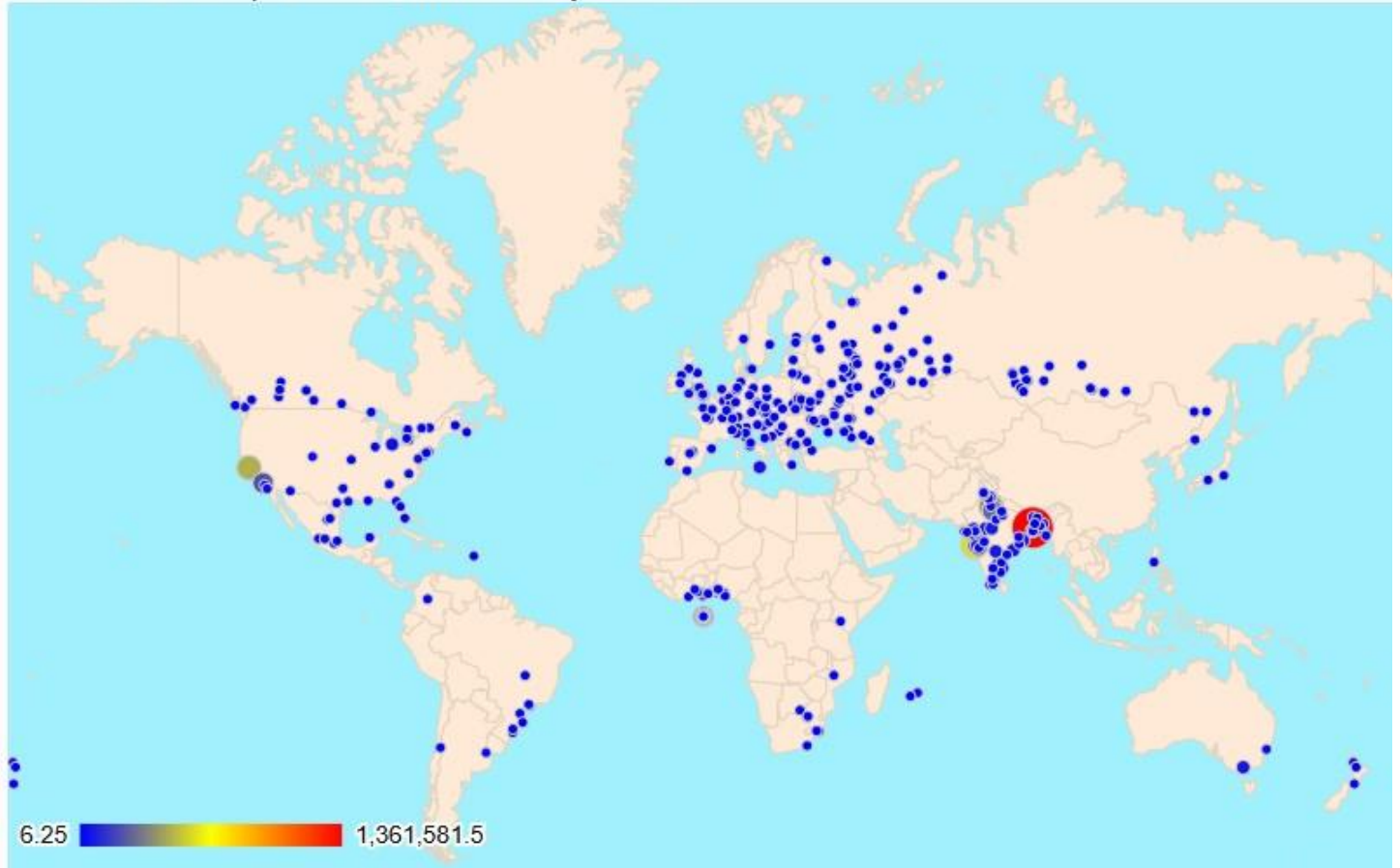
Temples (size)	Points (Months)	% Change	M-Big Books	Big Books	Medium Books	Small Books	BTGs Mags	Full Sets
1 Mayapur (L)	Ind1092427.50(10)	+18%	394633	82216	189300	347550	222000	9919
2 Mumbai-Juhu (Ind 538392.50(10)	+6%	210450	14544	36999*	281636*	0	2211
3 New Delhi (L)	Ind 404705.25(7)	-36%	167503	4639	12973	221329	32415	353
4 Silicon Valle	USA 346063.95(10)	+83%	150320	21498	29539	31138	12*	4590
5 Vrindavan (L)	Ind 262808.25(10)	-29%	6408	76116	116541*	453279*	0	683
6 Los Angeles (USA 170519.20(10)	+12%	48899	40302	31326	48775	1462	195
7 Pune Camp (M)	Ind 141769.50(9)	na	68888	707	1071	10562	1105	1427
8 Tirupati (L)	Ind 138018.15(10)	+46%	62660	8791	1384	9969	7229*	0
9 ISV Graam Vid	Ind 111600.00(1)	+343%	55800	0	0	0	0	3100
10 Pune (L)	Ind 103143.90(6)	-48%	42531	3787	2605	50762	1034	534
11 Mumbai-Chowpa	Ind 99405.95(7)	+52%	30345	2313	9132*	54517*	3121	1003
12 Surat (S)	Ind 85053.05(10)	-9%	34305	910	2233	46991*	1571	667
13 Bhubaneswar (Ind 64371.00(6)	na	28126	2838	4477	11104	1585	210
14 London-Soho (Eng 61777.25(10)*	+43%	20725*	3331	25162*	15482*	0	400
15 Hyderabad (M)	Ind 61309.80(7)	na	24344	1941	3607	31974	3347	96
16 Bhopal (M)	Ind 53206.25(10)	-7%	24923	701	1729	5811	0	239
17 Bharuch (M)	Ind 52505.25(9)	+29%	23720	114	55	10241	5487	142
18 Budhanilkanth	Nep 46916.50(9)	na	16851	285	4420	42518	900	0
19 Sankirtan Dha	Ita 45286.00(8)	+28%	13694	0	35627	338	0	16
20 Chennai (M)	Ind 40144.75(10)	na	14796	1975	3519	27093	450	0
21 Bengaluru Sou	Ind 35345.00(7)	na	16467	161	0	0	0	859
22 Melbourne (L)	Aus 35079.80(10)	+56%	15391	1948	1372	3126	3	551
23 Ahmedabad (M)	Ind 34680.75(3)	-21%	15225	1075	817	10989	0	180
24 Ypsilanti (S)	USA 34516.00(9)	+1%	9108	10990	3095*	15050	0	0
25 Visakhapatnam	Ind 34302.00(9)	na	13113	3299	2322	14464	0	94
26 Chandigarh (S	Ind 31899.75(9)	+12%	11849	1403	2435	19685	504*	218
27 Ujjain (L)	Ind 31304.25(10)	-16%	11999	3369	1683	11159	0	305
28 Panihati (S)	Ind 25186.00(10)	-3%	11077*	656*	1062*	3692	8320	504
29 Berdsk (S)	Rus 24620.25(4)	+53%	462	867	33151	25015	0	0
30 Baltimore (MS	USA 24160.50(10)*	+203%	10925*	709	481*	1124	0	180
31 Toronto (S)	Can 23469.90(10)	+17%	11237	405	722	907	4	256
32 Swansea (S)	Wal 23174.50(5)	na	5752	2252	15514	6286	0	11
33 Kanpur (L)	Ind 23061.35(1)	na	11393	10	160	717	61	73
34 Buenos Aires	Arg 22968.25(4)	-6%	877	17433	4768	5589	0	10
35 San Diego (M)	USA 22733.75(10)	-21%	5169	5295	10031*	8197*	0	15
36 Baroda (M)	Ind 22311.00(8)	-17%	9371	578	541	9154	0	116
37 Sydney-North	Aus 21697.75(10)	+4%	8796	174	2037*	1185	250	92
38 Salem (M)	Ind 21409.00(10)	-28%	7497	1375	2288	12478	2150	161
39 Kolkata (L)	Ind 21072.20(7)	na	9235	753	455	5392	577	81
40 Cueramaro (S)	Mex 20283.00(5)	-27%	471	19291	0	200	0	7
41 Padayatra Ind	Ind 19860.00(7)	+29%	6794	235	677	22794	0	10
42 Bahadurgarh (Ind 18803.00(2)	na	5944	3000	2500	10300	900	0

43	Bhaktivedanta	Eng	18762.25(10)	-53%	4354	2202	12178	6012	0	21
44	Budapest (L)	Hun	17453.20(10)	+43%	6459	273	41	14082*	7212	0
45	New York City	USA	16484.50(9)*	+88%	4384*	2931*	3669*	10187*	1700*	20
46	Moscow-Gita N	Rus	15604.50(4)	-41%	6518	530	1290	5574	0	52
47	Padayatra Mah	Ind	15552.75(7)	+45%	7292	113	0	3423	0	0
48	Denver (S)	USA	15483.75(9)*	+27%	4212*	1613	2450	7233	4695*	121
49	Padayatra Ben	Ind	15113.75(5)	na	5945	213	311	11421	0	13
50	Prabhupada Bh	Cze	14964.75(10)	+17%	1465	11185	730	1723	0	17
51	Auckland Loft	NZ	14855.25(10)	-2%	4705	2410	1711	7783	0	58
52	Houston (M)	USA	14509.10(9)	-14%	5390	1962	1222*	4624	1	162
53	Perm (M)	Rus	13790.25(9)	-11%	5033	856	1644	8113	0	37
54	Trivandrum (S	Ind	13531.75(10)	-27%	5209	323*	359	2421	3000	88
55	St. Petersbur	Rus	13350.75(4)	-41%	3643	2227	2456	10439	0	30
56	Milan (M)	Ita	13218.00(9)	-30%	4486	0	8016	592	0	25
57	Kolkata Newto	Ind	12753.50(9)*	+11%	5473*	396*	244	4366	0	71
58	Madurai (S)	Ind	12740.20(9)	-8%	2098	85	892	7304	61872	41
59	Khulna (S)	Ban	12685.75(1)	+999%	5354	437	800	4225	845	118
60	Paris (S)	Fra	12391.80(10)	+138%	4785	126*	3466*	2906	1403*	59
61	New Vrindaban	USA	12177.85(10)	0%	5432	482	445	1641	11	62
62	Hillsborough,	USA	12155.55(9)	+180%	5099	342	1961	2309	578	251
63	Atlanta (S)	USA	12150.25(10)	-6%	4757	719	2134	1745*	0	106
64	Vancouver (M)	Can	11880.25(3)*	+369%	5790*	61	262*	217	0	311
65	Dallas (M)	USA	11731.35(9)	-27%	5150	624	392	2437	21	134
66	Moscow (L)	Rus	11536.75(4)	-13%	4431	523	1631	5345	0	9
67	Rajkot (S)	Ind	11127.25(4)*	+16%	4365*	1075*	1359*	2067*	0	141
68	Simhachalam (Ger	10863.85(8)	-9%	2541	2272	3267	5762	96	37
69	Mexico City (Mex	9953.00(5)	+38%	463	8282	820	1340	0	9
70	New Mayapur (Fra	9909.60(10)	-43%	3834	136	2058	2405	1154	52
71	Brampton (S)	Can	9675.75(10)	+29%	3591	405*	459*	5709*	0	124
72	Kurmagram (S)	Ind	9563.75(8)	-42%	3684	511*	0	4003*	0	105
73	Wellington (S	NZ	9512.75(10)	-1%	2507	2497	1903	4201	0	13
74	Alachua (S)	USA	9298.75(7)	-51%	2944	869	2897	3827	1365	55
75	Minsk (M)	Bel	8776.00(10)	-10%	2945	1475	1044	3556	0	0
76	Durban (L)	SA	8679.00(10)	+12%	2491	1286	168	4690	11545*	60
77	Tirunelveli (Ind	8035.95(7)	-59%	1404	63	317	3811	30817	28
78	Gurugram (M)	Ind	7928.00(7)	na	3234	536	1130	1436	0	0
79	Phoenix(MA) (Mau	7903.50(4)	+88%	3030	74	115	6772	190	153
80	Kiev (L)	Ukr	7784.75(10)	-5%	2800	332	448	6515	0	0
81	Santiago (S)	Chi	7592.50(5)	+12%	387	6583	0	942	0	5
82	Padayatra Utt	Ind	7531.00(6)	-53%	2220	735	0	9424	0	33
83	Amsterdam (S)	Hol	7451.25(5)	-42%	2761	22	624*	5805	0	73
84	Brahmapur (MS	Ind	7423.25(8)	+184%	3502	66	122	873	740	53
85	Ljubljana (S)	Slo	7205.75(10)	+3%	1625	782	1190	10315	0	0
86	Laguna Beach	USA	7065.85(9)	-31%	2339	375	411	7107	306	95
87	Kharkov (S)	Ukr	7056.00(10)	-32%	1885	319	925	10018	0	0
88	Calgary (MS)	Can	6941.00(10)*	+175%	3402*	68	31	142	0	164
89	Prague (S)	Cze	6732.25(10)	-38%	895	4683	0	1037	0	0
90	Padayatra Orr	Ind	6437.50(7)	-65%	2475	378	64	4310	0	5
91	Curitiba (M)	Bra	6434.50(10)	-1%	321	5542	25	944	20	0
92	Meerut (S)	Ind	6346.75(5)	-59%	2627	0	318	1765	1410	41

93	Dhaka-Uttara	Ban	6320.75(6)	-63%	2530	345	233	2853	860	96
94	Pondicherry (Ind	6247.25(2)	na	85	3385	755	6657	6505	0
95	Bangalore HBR	Ind	6186.75(4)	na	2520	810	269	809	0	0
96	Bon Accueil (Mau	6164.75(9)	+79%	308	1576	112	15617	125	0
97	New York Quee	USA	6031.25(5)	-5%	1333	984	2872	3781*	0	0
98	RupanugaVedic	USA	5854.25(10)	-49%	1481	1955	1334	1048	0	7
99	Porto Alegre	Bra	5805.40(10)	-26%	273*	5013	3	978*	4	0
100	Novosibirsk (Rus	5167.75(3)	+744%	1046	852	1883	5129	0	1

(%)Change compared to Jan-Oct 2023 (*)Better than last year

385 Worldwide Temples - Book Points for the year 2024



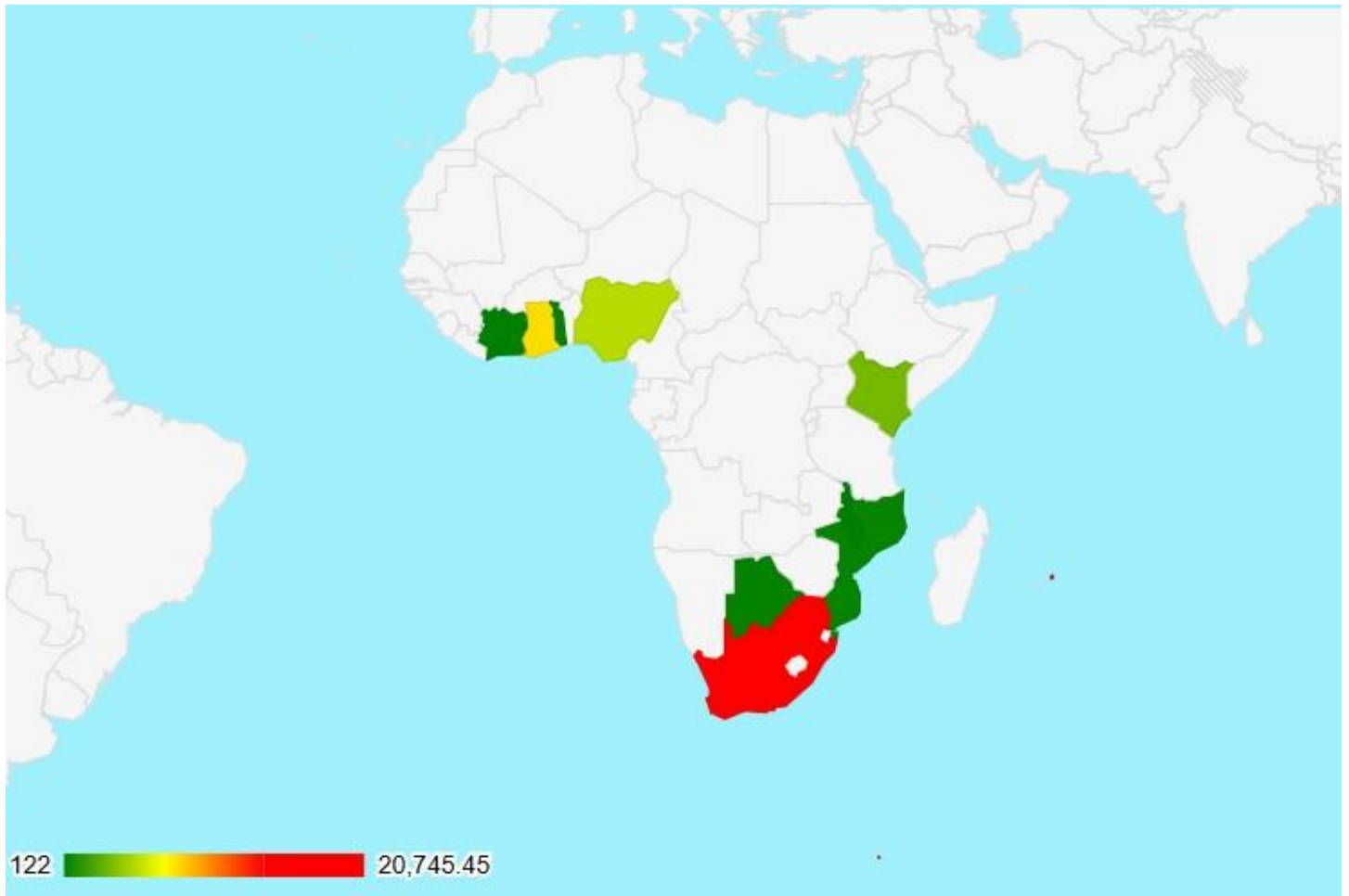
World Sankirtan Newsletter
SPECIAL TEAMS BOOK DISTRIBUTION (CUMULATIVE)
January thru October, 2024

Individuals	Points (Months)	% Change	M-Big Books	Big Books	Medium Books	Small Books	BTGs Mags	Full Sets
1 HH Jayapat May	Ind243618.00(10)*	+80%	98785*	2169*	24900	115924	0	1087
2 Sitaram d Mum	Ind241804.75(10)	+15%	102591	7802*	2067	107261*	0	241
3 HH Bhakti May	Ind 82569.50(10)*	+53%	33661*	225	16046	24398	0	624

4	Kamalapati	May	Ind	39825.25	(9)	-23%	17023	1710	1743	6095	0	822
5	Mahotsaha	Atl	USA	33978.50	(10)	na	13002	5148	2056	3306	0	402
6	Bhagavat A	Mum	Ind	24227.00	(3)*	na	9781*	196	395	4414	0	264
7	Ras Raj d	New	Ind	23695.00	(1)	+550%	11560	30	150	1512	920	0
8	Gopal Bala	May	Ind	17673.00	(4)	na	8580	0	431	1190	0	482
9	Gopibhav d	New	Ind	17632.50	(3)	na	8347	10	219	2820	1140	0
10	Tusta Bala	May	Ind	17030.50	(2)	na	5892	2875	1793	5900	0	155
11	Adbhut Har	Mum	Ind	16447.00	(1)	na	8177	11	0	40	0	2
12	Sarva Priy	New	Ind	16236.00	(1)	+230%	8118	0	0	0	0	5
13	Radha Krsn	Mum	Ind	13868.50	(3)	-48%	4576	678	1666	3318	0	216
14	Balai Vraj	May	Ind	13329.00	(2)	-45%	5450	800	874	4768	0	268
15	Gokuleshwa	Mum	Ind	11590.00	(1)	na	899	0	12255	14658	0	5
16	Subal Gour	May	Ind	11550.00	(4)	na	5718	4	35	370	0	325
17	Ananta Ach	May	Ind	11189.75	(3)	-40%	4581	0	2133	3845	0	304
18	Hamsarupa	Mum	Ind	10942.00	(2)	na	2856	124	696	19032	0	77
19	Harish Can	Mum	Ind	10303.50	(2)	-77%	3908	429	2009	4216	0	9
20	Parijat dd	Mum	Ind	10065.50	(1)	-6%	2525	0	0	46*	0	139
21	Bk Biswaji	May	Ind	9845.00	(1)	na	2622	1072	422	600	0	106
22	Sunder Mad	New	Ind	9225.25	(1)	-59%	4293	118	240	1605	0	0
23	Ratnanga A	May	Ind	8291.00	(2)	-60%	3621	431	858	756	0	176
24	Sahasra Ne	New	Ind	7496.00	(1)	+38%	3748	0	0	0	0	0
25	Madhusunda	New	Ind	7188.00	(1)	-52%	3444	0	0	1200	0	0
26	Sacinandan	Pun	Ind	7088.00	(1)	na	3544	0	0	0	0	0
27	Guna Dayam	Mum	Ind	6580.00	(1)	na	3105	0	289	902	0	12
28	Radhika Kr	New	Ind	6246.00	(1)	na	3106	0	0	120	40	0
29	Prema Bhak	May	Ind	5988.00	(1)	na	935	1069	3247	5702	0	4
30	Sabda Brah	May	Ind	5557.50	(1)	na	1347	1593	2224	634	0	28
31	Bhaktiman	May	Ind	4956.50	(2)	na	2012	0	1047	1636	0	135
32	Prasannya	May	Ind	4951.00	(1)	na	2230	0	973	18	0	38
33	Kripanidhi	May	Ind	3813.50	(1)	na	1461	255	1018	510	0	37
34	Krishna Ki	Ujj	Ind	3600.00	(1)	na	1800	0	0	0	0	100
35	Akhanda Li	Mum	Ind	3420.00	(1)	-24%	1710	0	0	0	0	95
36	Dwibhuj Go	May	Ind	3231.00	(1)	na	1370	81	446	748	0	129
37	Prematma G	May	Ind	3230.75	(2)	-31%	1579	0	60	171	0	122
38	Tusta Ram	May	Ind	3131.50	(1)	-83%	1284	277	346	454	0	61
39	Rukmini Va	May	Ind	2663.50	(1)	na	810	345	780	1234	0	35
40	Bk Sourav	May	Ind	2622.00	(1)	na	915	345	456	876	0	40
41	Purnananda	May	Ind	1915.00	(1)	-66%	945	0	0	100	0	84
42	Bharadwaj	May	Ind	1899.00	(1)	na	888	123	0	0	0	72
43	Amiya Vila	May	Ind	1697.50	(1)	-77%	805	35	105	0	0	57
44	Braja Hrid	May	Ind	1367.50	(1)	-35%	683	0	3	0	0	63
45	Bimal Madh	May	Ind	1330.00	(1)	-85%	661	0	0	32	0	72

(%)Change compared
to Jan-Oct 2023

(*)Better than
last year



World Sankirtan Newsletter
 TOP 50 INDIVIDUALS (CUMULATIVE)
 January thru October, 2024

Individuals			Points (Months)	% Change	M-Big Books	Big Books	Medium Books	Small Books	BTGs Mags	Full Sets
1	Bhrgupati	LA USA	57404.25 (10)*	+51%	23139*	6664	7566	1853	0	31
2	Bk Kevin	LA USA	55302.40 (10)*	na	3301*	679	1192	15164*	0	1
3	Paramesvar	Yps USA	31450.00 (9)	-8%	8408	9874	2195*	14650	0	0
4	Harish Can	Mum Ind	30629.25 (8)*	na	11319*	1339*	5729*	14575*	0	30
5	Hemagiri d	Mum Ind	25631.50 (10)*	na	9200*	1617*	3749*	14672*	0	31
6	Bhaktiman	May Ind	21240.25 (8)*	+117%	8802*	0	3484	5417	0	114
7	Madhusunda	New Ind	18744.00 (5)	+111%	7887	0	2910	5910	375	5
8	Yoga Nrisi	May Ind	15616.75 (8)	-5%	3391	2813*	4987	13969*	0	32
9	Sukhamay B	May Ind	15472.00 (8)	-27%	4269	4092	4607	1722	0	39
10	Prema Sank	LA USA	15417.50 (10)	-31%	4907	3179	3390	1239	0	8
11	Kamal Naya	Mum Ind	15239.00 (6)	-28%	2856	15	1222	35604	0	3
12	Subal Gour	May Ind	14159.50 (6)*	+58%	6699*	16	187	880	0	40
13	Patit Uddh	May Ind	14115.00 (6)	+50%	5547	2007	1756	544	0	98

14	Sacitanoy	LA	USA	13171.00(10)	+5%	2216*	5984	5438	144	0	0
15	Ananta Ach	May	Ind	13039.00(7)	+4%	4071*	0	5413	8330	0	53
16	Abhimanyu	Atl	USA	12398.50(9)*	na	3717*	3986*	1868*	178*	0	22
17	Prema Bhak	May	Ind	11857.75(7)	-47%	2781	808	5528	10463	0	31
18	Braja Hrid	May	Ind	11554.50(9)*	na	5662*	3	95*	720	0	102
19	Kripanidhi	May	Ind	11224.50(7)	0%	3961	907	2569	2716	0	81
20	Dvijamani	SD	USA	10631.25(10)	+33%	3021	2283*	3298*	2485*	0	12
21	Mahalaxmi	Mel	Aus	10084.00(9)*	+335%	4712*	403*	66*	32	0	237
22	Vamsi Moha	Pun	Ind	10041.75(2)	na	4010	1036	505	2933	0	18
23	Jita Giris	Atl	USA	9949.75(8)*	na	2914*	3168*	1773*	125*	0	17
24	Prematma G	May	Ind	9868.50(8)	+53%	4741	3	209*	972	0	162
25	Gopal Bala	May	Ind	9776.50(6)*	+24%	4613*	11	107	936	0	90
26	Jayananda	May	Ind	9664.00(4)	+80%	3663	1450	1451	650	0	65
27	Venkat Bha	May	Ind	9451.00(4)	na	706	474	12183	5894	0	2
28	Sunder Mad	New	Ind	9276.00(4)	-32%	2458	320	2000	11860	750	0
29	Purnananda	May	Ind	9198.75(8)	+50%	4413	33	175	865	0	124
30	Bhagavat A	Mum	Ind	9027.25(7)	-17%	3805	153	250	4557	0	76
31	Dwibhuj Go	May	Ind	8867.25(9)	+15%	3278	405*	2066	3133	0	70
32	Sacipriya	May	Ind	8500.75(8)	+20%	1456	2306*	2987	7013	0	17
33	Sabda Brah	May	Ind	8450.00(7)	-52%	2499	1344	2635	2730	0	36
34	Matsya d	Atl	USA	8178.50(7)	na	3179	1386	860	18	0	62
35	Radha Krsn	Mum	Ind	8154.00(5)	na	2694	945	1719	3846	0	91
36	Jay Brajes	May	Ind	7935.00(10)*	+24%	2744*	0	2618*	4264*	0	84
37	Bhakta Ava	LA	USA	7821.70(7)	na	2488	1506	1372	2614	2	26
38	Cakravarti	Mum	Ind	7433.25(9)*	na	2187*	216*	290	10649*	0	19
39	Sulochan d	May	Ind	7350.50(9)	-1%	3007	0	96*	402	0	146
40	Bk Nick	Atl	USA	7163.00(5)	na	2155	2244	1208	20	0	12
41	Panchajany	May	Ind	7035.00(3)	-50%	3502	0	20	84	0	10
42	Govardhan	SD	USA	6948.00(10)	+24%	847	2076	4364	3984	0	0
43	Giri d	Atl	USA	6943.50(3)	na	1853	2521	838	38	0	15
44	Bk Jacob	Atl	USA	6827.25(5)	na	2352	1477	1247	91	0	24
45	Ameyatma d	Atl	USA	6788.95(10)	+8%	2317	1289*	936*	723	12	36
46	Bk Sourav	May	Ind	6547.50(3)	+27%	1822	1606	1767	1656	0	18
47	Bimal Madh	May	Ind	6528.50(8)*	+96%	3093*	14	187	364	0	88
48	Sitanath d	Ujj	Ind	6493.50(10)*	na	2609*	436*	399*	1624*	0	37
49	Nidra dd	Den	USA	6393.00(9)	+7%	1966	1058	860	1876	0	39
50	Sri Krsna	Mum	Ind	6318.00(3)	na	3053	116	73	238	0	6

(%)Change compared
to Jan-Oct 2023

(*)Better than
last year



FAIR PLAY RULES

1997 GBC Resolution #103: That the score system for the Sankirtan Newsletter is changed to include the following for individual distribution:

1. The category "Regular"

- (a) to count only literature which is actually sold for some profit (ideally double BBT price) and given into the hands of the receivers personally.
- (b) literature distributed by accepting post dated checks shall only be counted when at least the BBT price has been received.

2. The new category "Subsidized" for the following methods of distribution for individuals:

- (a) devotees working in teams of two or more and recording their group effort as one score.
- (b) subsidized books which are sold for BBT price or less.
- (c) sponsored books which are given to people who can value them (i.e. VIPs, libraries, schools, prisons, etc.).

Those individuals who are doing these types of subsidized distribution must specify it when reporting scores to the newsletter. Temple and Country scores stay the same. There is no need to report temple scores in two categories.

3. Free distribution

Free distribution by individuals and temples who give out literature free of cost shall not be counted in the newsletter (except as provided for in "Subsidized" above).

Note: Individuals distributing an unusually large number of books will automatically be put in the Special Teams Unlimited (Subsidized) category unless they explain why they belong in the Regular category.

The Regular category in the Sankirtan Newsletter is for devotees who approach people one-on-one and personally give them books, getting at least the book cost from each person.

The Team category (or Special Teams Unlimited category) is for everything else, including corporate book distribution, sponsored books, donated books, books sold below BBT cost, groups of two or more devotees, special temple programs, and devotees getting extra help in any other way which other devotees do not have equal access to and which makes it unfair to be included in the Regular category.

95% of all books must be purchased from your local BBT (2004 GBC Res #411).

Thank you for making the Sankirtan Newsletter more useful, meaningful, fair and transparent.

Copyright BBTI, All rights reserved. Editing of data expressly prohibited.
Re-publication by written permission only.